

**SURULERE LOCAL GOVERNMENT
IRESAADU, OYO STATE**

**THE GENERAL PURPOSE FINANCIAL
STATEMENT**

**FOR THE YEAR ENDED
31ST DECEMBER, 2018**

GENERAL PURPOSE FINANCIAL STATEMENTS 2018
SURULERE LOCAL GOVERNMENT,
IRESAADU

STATEMENT OF FINANCIAL RESPONSIBILITY

These Financial Statements have been prepared by the Treasurer of Surulere Local Government Council in accordance with the provision of the Finance (Control Management) Act 1958 as amended. The Financial Statements comply with generally accepted accounting practices.

The Treasurer is responsible for establishing and maintaining a system of internal controls designed to provide reasonable assurance that the transactions recorded are with statutory authority and properly record the use of all public financial resources by the Local Government Council. To the best of my knowledge, this system of internal control has operated adequately throughout the reporting period.

I accept responsibility for the integrity of these Financial Statements, the information they contain and their compliance with International Public Sector accounting standard.

In my opinion, these financial statements fairly reflect the financial position of local Government as at 31st December, 2018 and its operation for the year ended on that date.



.....
Treasurer

.....

Date

SURULE LOCAL GOVERNMENT, IRESAADU

CASHFLOW STATEMENT FOR THE YEAR ENDED 31ST DECEMBER, 2018

Economic Code	Cash Flow from Operating Activities	Notes	2018		2017	
	Cash Inflows:					
			301,819,645.52		211,520,703.29	
110101	Statutory Allocations (NET)		254,738,282.34		231,789,826.31	
110102	Value Added Tax (VAT)		150,000,000.00			
110103	Excess Crude Oil					
	Bailout/Intervention Fund		18,752,042.33		32,146,358.28	
110104	10% State IGR	1	725,309,970.19			475,456,887.88
	Dependent Revenue					
130101	Domestic Aids					
130203	Domestic Grants					
130204	Foreign Grants					
140201	Other Capital Receipts					
140301	Domestic Loan/Borrowing					
140302	International Loan/Borrowing				13,490.00	
120101	Direct Tax		766,880.00		153,500.00	
120201	Licences		2,014,000.00	2,041,000.00	721,140.00	
120204	Fees		51,600.00			
120205	Fines		11,500,000.00	11,870,000.00		
120206	Sakes					
120207	Earnings		45,800.00		167,980.00	
120208	Sales/Rent of Govt Building		4,000,000.00		145,000.00	
120209	Sales/Rent of Lands & Others					
120210	Repayment				35,965.31	
120211	Investment Income					
120212	Interest Earned					
120213	Reimbursement			18,378,280.00		1,287,075.31
	Independent Revenue	2	18,775,280.00	18,378,280.00		476,743,963.19
			747,085,250.19	744,315,160.19		
	Total Revenue					
	Cash Out Flows				299,738,485.81	
210101	Personnel Costs	3	346,848,169.89	345,427,565.49		
220201	Overheads	4	52,849,449.25	66,457,658.14	49,720,341.19	
220101	Social Benefits					
210201	Allowances & Contribution					
	Grants & Transfer Payment					347,458,827.00
	Total Outflow from Operating Activities					129,285,136.19
	Net Cash Flow from Operating Activities					
	Cash Flow from Investing Activities					
	Purchases/Construction of Assets	5	186,021,923.25	183,349,423.25	59,988,836.48	
	Gain/Loss on Disposal				197,504.85	
	Investments					
	Loans/Advance Granted					
	Dividend Received					
	Proceeds from the Sale of Fixed Assets					
	Net Cash Flow from Investing Activities					60,186,341.33
	Cash Flow from Financing Activities					
	Domestic/Foreign/Other Borrowings					
	Interest Payments					
	Repayment of Loans					
	Capital Grant					
	Net Cash Flow from Financing Activities					
	Net Cash Flow fom all Activities					69,098,794.86
	Cash and its equivalent as at 1/1/2018					71,875,117.21
	Cash and its equivalent as at 31/12/2018					

STATEMENT OF FINANCIAL POSITION AS AT 31ST DECEMBER, 2018

ASSETS	NOTE	2017		2018	
		₦	K	₦	K
Current Assets					
Cash & Cash Equivalent		202,863.23		85,804.93	220,259.20.52*
Bank		71,672,253.98		62,865,355.67	
Receiveable					
Prepayments					
Inventories				92,056,981.16	4,818,023.11
Advances					155,008,141.80
A. TOTAL CURRENT ASSETS	6	91,828,087.35	163,703,204.56		225,543,743.63
Long-Term Loans					
Investments	7	197,504.85		197,504.85	
Property, Plant & Equipment					
Investment property					
Intangible Assets					
B. TOTAL NON-CURRENT ASSETS			197,504.85		197,504.85
c. TOTAL ASSETS (A + B)			163,900,709.41		155,205,646.60
LIABILITIES					
Current Liabilities					
Deposit	8	85,060,192.48		104,411,332.41	
Short-Term Loans					
Payable					
Current Portion of Borrowing					104,411,332.41
D. TOTAL CURRENT LIABILITIES			85,060,192.48		6,986,671.21
Non Current Liabilities					
Long-Term Loans					
Long-Term Borrowings					
E. TOTAL NON-CURRENT LIAB.					104,411,332.41
F. TOTAL LIABILITIES (D + E)			85,060,192.48		6,986,671.21
G. NET ASSETS (C - F)			78,840,516.93		148,218,975.40*
NET ASSET/EQUITY					121,329,916.07
Reserves		5,498,680.07	(13,623,566.05)	6,498,680.07	
Assumulated Surplus		73,341,836.86	134,953,482.10	674,998,794.80	
Minority Interest					121,329,916.07
Total Net Asset (H=G)			78,840,516.93		981,497,474.90

SURULERE LOCAL GOVERNMENT, IRESAADU
STATEMENT OF FINANCIAL PERFORMANCES AS AT 31ST DECEMBER, 2018

	Notes	Financial Approved Provision (₦)	Actual (₦)	Total (₦)	PERFORMANCE
GRB as at 01/01/2018				73341836.86	
Add: Revenue					
Statutory Allocation (NET)		450,000,000.00	301,819,645.52		
Revenue, Centrally expended on: (Bail Out)					
Salary Bonus					
Salary (Teachers)					
Leave Bonus					
Pension					
Frontline Statutory Deduction					
Subtotal					
Value Added Tax		400,000,000.00	254,738,282.34		
10% State IGR		40,000,000.00	18,752,042.33		
ECO / EXCESS CRUDE OIL			150,000,000.00		
SUB-TOTAL				725,309,970.19	
Fund for joint payment and jointly executed projects and programmes					
Gross Allocation					
Direct Tax					
Licenses		3,164,000.00	766,880.00		
Rate (Fees General)		3,102,000.00	2,014,000.00	2,041,000.00	
Fines			51,600.00		
Sales			11,500,000.00	11,570,000.00	
Earning					
Sales/Rent of Government Building		1,500,000.00	45,800.00		
Sales/Rent on Lands and Others		4,000,000.00	4,000,000.00		
Repayment-General					
Investments Income					
Interest Earned					
Re-imburement/Grant					
Miscellaneous				18,378,280.00	18,775,280.00
Total IGR				743,688,250.19	744,085,250.19
Total Revenue					
Payments					
Personnel Cost (including Sal. on CRF)			346,848,169.89	345,427,565.49	
Fed/State/LG Contributory to Pension			87,238,958.05		
Overhead			52,849,449.25	66,457,658.14	
Other deduction (Non-Capital)					
Consolidated Revenue Fund					
Charges (including Service wide vote)					
Capital Project					
Subvention to Parastatals					
TOTAL PAYMENT			399,697,619.10	499,271,81.68	
TRANSFER TO CAPITAL DEV. FUND			417,332,467.90	244,961,068.51	

SURULERE LOCAL GOVERNMENT, IRESAADU
STATEMENT OF CAPITAL DEVELOPMENT FUND AS AT 31ST DECEMBER, 2018

	Notes	Initial Budget (N)	Supplementary Budget (N)	Financial Approved Provision (N)	Actual (N) 2016	Total (N)	Variance
Transfer from CRF						417332467.90	244,961,068.51
Loans							
Aid & Grants						743,688,250.19	
Total Revenue Available						244,961,068.51	
Less: Capital Expenditure							
Head: 4001					2,220,000.00		
055100300100					17,112,000.00		
052100100100					1,083,258.00		
021500100100					152,126,665.25		
023400100100					149,264,165.25		
4008 (B.P.R.S)					190,000.00		
5001 22040100					13480,000.00		
5002							
5003							
5004							
5005							
6001							
6002							
6003							
6004							
6005							
7001							
7002							
7003							
8001							
SUB TOTAL						183,341,423.25	
Centrally Executed Capital Expenditure						486,021,923.25	
Total Capital Expenditure						671,998,704.80	
GRB: To Statement of Assets and Liabilities						61,611,845.26	

Net surplus for the year
 Accumulated Surplus 11/1/18
 Accumulated surplus 31/12/18

73,341,836.86
 134,953,482.12

ANALYSIS OF MONTHLY DEPENDENT REVENUE FOR THE YEAR 2018

NOTE 1

MONTH	STATUTORY ALLOCATION	VAT	10% STATE IGR	EXCESS CRUDE	TOTAL
JANUARY	-	-	-	-	-
FEBRUARY	24,070,177.66	-	2,678,863.19	150,000,000.00	176,749,040.85
MARCH	-	28,423,418.97	-	-	28,423,418.97
APRIL	36,109,141.35	30,174,714.44	2,678,863.19	-	68,962,718.98
MAY	45,343,057.80	32,146,542.08	2,678,863.19	-	80,168,463.07
JUNE	-	-	-	-	-
JULY	53,713,602.79	30,416,232.43	2,678,863.19	-	86,808,698.41
AUGUST	36,534,968.76	27,939,445.02	-	-	64,474,413.78
SEPTEMBER	38,753,937.14	39,575,690.00	2,678,863.19	-	81,008,490.33
OCTOBER	-	-	-	-	-
NOVEMBER	32,227,655.82	27,602,226.26	2,678,863.19	-	62,508,745.27
DECEMBER	35,067,104.20	38,460,013.14	2,678,863.19	-	76,205,980.53
	301,819,645.52	254,738,282.34	18,752,042.33	150,000,000.00	725,309,970.19

SURULERE LOCAL GOVERNMENT, IRESAADU, (GEO) CODE-6301300
GENERAL PURPOSE FINANCIAL STATEMENT 2019
ANALYSIS OF INDEPENDENCE REVENUE
DEPARTMENT OF FINANCE AND SUPPLIES (ADMINISTRATIVE CODE - 022000100100)

ECONOMIC CODE	REVENUE ITEMS	2018 APPROVED ESTIMATES	ACTUAL REVENUE
12	INDEPENDENT REVENUE		
1201	TAX REVENUE		
120101	PERSONAL TAXES		
120101	COMMUNITY DEVELOPMENT/POLL TAX	200,000.00	-
12010101	ARREARS OF COMMUNITY/POLL TAX	400,000.00	-
23040104	STAMP DUTY	500,000.00	-
	SUB-TOTAL	1,100,000.00	-
1202	NON-TAX REVENUE		
120201	LICENCES-GENERAL		
12020105	RADIO/TELEVISION LICENCES	200,000.00	14,000.00
12020111	BAKE HOUSE LICENCE	50,000.00	
12020112	BRICKMAKING ETC LICENCE	150,000.00	
12020114	CART/TRUCK LICENCES	500,000.00	3,500.00
12020120	HAWKER'S PERMITS	800,000.00	195,160.00
12020122	PRODUCE BUYING LICENCES	100,000.00	
12020124	ABBATOIR/SLAUGHTER LICENCES	150,000.00	
12020128	BOREHOLE DRILLING LICENCE	700,000.00	
12020131	LIQUOR LICENCES	100,000.00	53,220.00
12020137	TRADE PERMIT LICENCES	250,000.00	
12020138	HACKNEY PERMIT	80,000.00	
12020140	LOTTERY PERMIT	34,000.00	
12020150	COLD ROOM LICENCE	50,000.00	
	TOTAL LICENCE GENERAL	3,164,000.00	265,880.00
120204	FEES - GENERAL		
12020404	TRADE UNION FEES	300,000.00	
12020417	RADIO/TELEVISION LICENCES	300,000.00	
12020427	BAKE HOUSE LICENCE	500,000.00	
12020436	BRICKMAKING ETC LICENCE	80,000.00	
12020442	CART/TRUCK LICENCES	150,000.00	30,000 = 3,000.00
12020443	HAWKER'S PERMITS	292,000.00	
12020448	PRODUCE BUYING LICENCES	330,000.00	

12020449	ABBATOIR/SLAUGHTER LICENCES	150,000.00	
12020454	BOREHOLE DRILLING LICENCE	500,000.00	
12020467	LIQUOR LICENCES	500,000.00	
	SUB-TOTAL	3,102,000.00	30 000 = 3,000.00
120207	EARNINGS-GENERAL		
12020734	EARNINGS FROM SHARES AND STOCK	2,000,000.00	-
	SUB-TOTAL	2,000,000.00	-
120208	RENT ON GOVERNMENT BUILDINGS-GENERAL		
12020803	RENT ON GOVT. BUILDINGS	1,500,000.00	-
12020804	RENT ON CONFERENCE CENTRES	300,000.00	
	SUB-TOTAL	1,800,000.00	-
120211	INVESTMENT INCOME		
12021102	DIVIDEND RECEIVED	350,000.00	-
	SUB-TOTAL	350,000.00	-
120212	RENT ON GOVERNMENT BUILDINGS-GENERAL		
12021201	MOTOR VEHICLE ADVANCES	500,000.00	-
12021203	REFURBISHING LOAN	500,000.00	-
	SUB-TOTAL	1,000,000.00	-
	TOTAL REVENUE	12,516,000.00	295 880.00 268,880.00

DEPARTMENT OF GENERAL ADMINISTRATION (ADMINISTRATIVE CODE-012500100100)

ECONOMIC CODE	REVENUE ITEMS	2018 APPROVED ESTIMATES	ACTUAL REVENUE
1	REVENUE		
12	INDEPENDENT REVENUE		
120204	FEES - GENERAL		
12020418	COMMUNITY DEVELOPMENT/POLL TAX	600,000.00	105,000.00
12020426	ARREARS OF COMMUNITY/POLL TAX	20,000.00	-
12020445	STAMP DUTY	200,000.00	200,000.00
	SUB-TOTAL	820,000.00	305,000.00
120205	FINES - GENERAL		
12020502	COURT FINES	200,000.00	30,000.00
	SUB-TOTAL	200,000.00	30,000.00
120206	SALES - GENERAL		
12020611	PROCEEDS FROM SALES OF GOVT. VEHICLES	3,500,000.00	-
12020620	SALES OF OTHER GOVERNMENT PROPERTY	3,000,000.00	-
	SUB-TOTAL	6,500,000.00	-

120207	EARNINGS-GENERAL		
12020704	EARNINGS FROM THE USE OF GOVT. VEHICLES	3,000,000.00	-
12020705	EARNINGS FROM THE USE OF GOVT. HALLS	2,000,000.00	-
	SUB-TOTAL	5,000,000.00	-
	GRAND TOTAL	12,520,000.00	335,000.00

DEPARTMENT OF AGRICULTURE AND NATURAL RESOURCES (ADMINISTRATIVE CODE - 021500100100)

ECONOMIC CODE	REVENUE ITEMS	2018 APPROVED ESTIMATES	ACTUAL REVENUE
1	REVENUE		
12	INDEPENDENT REVENUE		
1202	NON-TAX REVENUE		
120020	LICENCES-GENERAL		
12020126	TRACTOR HIRING SERVICES	32,000,000.00	330,000.00
12020138	FORESTRY/TIMBER LICENCE	6,000,000.00	171,000.00
	SUB-TOTAL	38,000,000.00	501,000.00
120206	SALES - GENERAL		
12020617	SALES OF POULTRY AND ANIMALS	2,554,000.00	-
12020628	SALES OF TRACTORS AND IMPLEMENTS	10,500,000.00	11,500,000.00
	SUB-TOTAL	13,054,000.00	11,500,000.00
120207	EARNINGS-GENERAL		
12020708	EARNING FROM AGRICULTURAL PRODUCE	250,000.00	-
	TAL TAX REVENUE	250,000.00	-
	GRAND TOTAL	51,304,000.00	12,001,000.00

DEPARTMENT OF WORKS AND HOUSING (ADMINISTRATIVE CODE - 023400100100)

ECONOMIC CODE	REVENUE ITEMS	2018 APPROVED ESTIMATES	ACTUAL REVENUE
1	REVENUE		
12	INDEPENDENT REVENUE		
120204	FEES - GENERAL		
12020437	DEED PREPARATION/REGISTRATION FEES	164,000.00	
12020447	TRACTOR HIRING SERVICES	1,000,000.00	150,000.00
12020453	FORESTRY/TIMBER LICENCE	300,000.00	-
12020480	TENEMENT RATES	50,000.00	-
12020493	STREET NAMING FEES	500,000.00	38,000.00
	SUB-TOTAL	2,014,000.00	188,000.00
120207	EARNINGS-GENERAL		

12020703	EARNING FROM HIRE OF PLANTS & EQUIPMENT	4,208,000.00	-
12020732	EARNINGS FROM DRILLING OF BOREHOLES	2,000,000.00	-
	TAL TAX REVENUE	6,208,000.00	-
120208	RENT ON GOVERNMENT BUILDINGS-GENERAL		
12020806	RENT ON SHOPS	2,000,000.00	45,800.00
	SUB-TOTAL	2,000,000.00	45,800.00
120209	RENT ON LAND & OTHERS-GENERAL		
12020901	RENT ON GOVT. LAND	4,000,000.00	4,000,000.00
12020903	RENTS & PREMIUM ON THE ALLOCATION OF LAND	7,000,000.00	
12020905	LEASE RENTAL	3,000,000.00	
12020906	RENTS ON GOVT. PROPERTIES	1,500,000.00	
		15,500,000.00	4,000,000.00
	GRAND TOTAL	25,722,000.00	4,233,800.00

DEPARTMENT OF COMMUNITY DEVELOPMENT AND CULTURE (ADMINISTRATIVE CODE - 055100300100)

ECONOMIC CODE	REVENUE ITEMS	2018 APPROVED ESTIMATES	ACTUAL REVENUE
1	REVENUE		
12	INDEPENDENT REVENUE		
1202	NON-TAX REVENUE		
120201	LICENCES-GENERAL		
12020109	REGISTRATION OF VOLUNTARY ORGANISATIONS	1,500,000.00	-
	SUB-TOTAL	1,500,000.00	-
120204	FEES - GENERAL		
12020476	CERTIFICATE OF INDIGENESHIP	2,000,000.00	1,518,000.00
	SUB-TOTAL	2,000,000.00	1,518,000.00
120206	SALES - GENERAL		
12020603	SALES OF ID CARDS	200,000.00	-
	SUB-TOTAL	200,000.00	-
120207	EARNINGS - GENERAL		
12020713	EARNINGS FROM LIBRARY SERVICES	20,000.00	-
	SUB-TOTAL	20,000.00	-
	GRAND TOTAL	3,720,000.00	1,518,000.00

DEPARTMENT OF PRIMARY HEALTH CARE (ADMINISTRATIVE CODE - 052100100100)

ECONOMIC CODE	REVENUE ITEMS	2018 APPROVED ESTIMATES	ACTUAL REVENUE
1	REVENUE		
12	INDEPENDENT REVENUE		
1202	NON-TAX REVENUE		
120204	FEES - GENERAL		
12020441	LABORATORY FEES	200,000.00	-
	SUB-TOTAL	200,000.00	-
120207	EARNINGS - GENERAL		
12020702	EARNINGS FROM LABORATORY SERVICES	200,000.00	-
12020707	EARNINGS FORM MEDICAL SERVICES	200,000.00	-
	SUB-TOTAL	400,000.00	-
	GRAND TOTAL	600,000.00	-

DEPARTMENT OF ENVIRONMENTAL SANITATION (ADMINISTRATIVE CODE - 053500100100)

ECONOMIC CODE	REVENUE ITEMS	2018 APPROVED ESTIMATES	ACTUAL REVENUE
1	REVENUE		
12	INDEPENDENT REVENUE		
1202	NON-TAX REVENUE		
120205	FEES - GENERAL		
12020505	DISLODGING OF EFFLUENCE/POLLUTION FINES	332,000.00	21,600.00
	SUB-TOTAL	332,000.00	21,600.00
	GRAND TOTAL	332,000.00	21,600.00

SURULERE LOCAL GOVERNMENT, IRESAADU
(GEO CODE 63030800)
2018 GENERAL PURPOSE FINANCIAL STATEMENT
OFFICE OF THE LOCAL GOVERNMENT CHAIRMAN
(ADMINISTRATIVE CODE – 011100100100)

ECONOMIC CODE	EXPENDITURES DETAILS	2018 Approved Estimate	Actual Expenditures (Jan. – Dec. 2018)
21	Personnel Cost:		
2101	Salary		
210101	Salaries and Wages		
21010103	Consolidated Revenue Funds Charges	67,115,840.04	61,685,255.66
	Sub Total	67,115,840.04	61,685,255.66
2102	Allowances and Social Contribution		
21020101	Non regular Allowances (Severance allowance)		
	Sub Total		
	Total Personnel Costs	67,115,840.04	61,685,255.66

SURULERE LOCAL GOVERNMENT, IRESAADU
(GEO CODE 63013300)
2018 GENERAL PURPOSE FINANCIAL STATEMENT
THE COUNCIL
(ADMINISTRATIVE CODE – 011200100100)

ECONOMIC CODE	EXPENDITURES DETAILS	2018 Approved Estimate	Actual Expenditures (Jan. – Dec. 2018)
21	Personnel Cost:		
2101	Salary		
210101	Salaries and Wages		
21010103	Consolidated Revenue Fund Charges – Salaries	21,200,000.00 ↗	
	Allowances and Social Contribution		
	Sub Total	21,200,000.00 ↗	
2102	Allowances and Social Contribution		
210201	Allowances		
21020101	Non Regular Allowances (Severance/Furniture Allowance)		1,000,000.00 ↗
	Sub Total		
	Total Personnel Cost	21,200,000.00 ↗	1,000,000.00 ↗

SURULERE LOCAL GOVERNMENT, IRESAADU
(GEO CODE 63013300)
2018 GENERAL PURPOSE FINANCIAL STATEMENT
INTERNAL AUDIT (ADMINISTRATIVE CODE – 01118300101)

ECONOMIC CODE	EXPENDITURES DETAILS	2018 Approved Estimate	Actual Expenditures (Jan. – Dec. 2018)
21	Personnel Cost:		
2101	Salary		
210101	Salaries and Wages	2,057,476.21 ✓	
	Sub Total	2,057,476.61 ✓	
	Allowances and Social Contribution		
210201	Allowance		
21020101	Non Regular Allowances (Leave Allowance)	474,864.00 ✓	70,356.09 ✓
	Sub Total	474,864.00 ✓	
	Total Personnel Costs	2,532,340.21 ✓	70,356.09 ✓

**SURULERE LOCAL GOVERNMENT, IRESAADU
(GEO CODE 63013300)**

**2018 GENERAL PURPOSE FINANCIAL STATEMENT
HEAD OF LOCAL GOVERNMENT (ADMINISTRATIVE CODE – 012500100100)**

ECONOMIC CODE	EXPENDITURES DETAILS	2018 Approved Estimate	Actual Expenditures (Jan. – Dec. 2018)
21	Personnel Cost:		
2101	Salary	957,045.56	
210101	Salaries and Wages		
	Consolidated Revenue Fund Charges – Salaries		
	Allowances and Social Contribution		
	Sub Total	957,045.56	
2102	Allowances and Social Contribution		
210201	Allowances		
21020101	Non Regular Allowances (Severance/Furniture Allowance)	1,211,538.44	
	Sub Total	1,211,538.44	
	Total Personnel Costs:	2,168,585.00	

SURULERE LOCAL GOVERNMENT, IRESAADU
(GEO CODE 63013300)
2018 GENERAL PURPOSE FINANCIAL STATEMENT
DEPARTMENT OF GENERAL ADMINISTRATION
(ADMINISTRATIVE CODE – 012500100100)

ECONOMIC CODE	EXPENDITURES DETAILS	2018 Approved Estimate	Actual Expenditures (Jan. – Dec. 2018)
21	Personnel Cost:		
2101	Salary		
210101	Salaries and Wages		
21010101	Salary	51,499,789.33 ↗	35,299,680.12 ↗
21010102	Overtime Payment		
	Sub Total	51,499,789.33 ↗	35,299,680.12 ↗
2102	ALLOWANCES AND SOCIAL CONTRIBUTION		
210201	ALLOWANCES		
21020101	NON REGULAR ALLOWANCES(Ad-Hoc Staff – Drivers, Security guards, NDE, NPC, IT,Sure-P),Regular Allowance –Leave Allowances inclusive	50,398,054.64 ↗	26,385,575.54 ↗
	Sub Total	50,389,054.64 ↗	26,387,575,54 ↗
	Total Personnel costs	101,897,843.97 ↗	61,687,255.66 ↗

SURULERE LOCAL GOVERNMENT, IRESAADU
(GEO CODE 63013300)
2018 GENERAL PURPOSE FINANCIAL STATEMENT
DEPARTMENT OF AGRICULTURE AND NATURAL RESOURCES
(ADMINISTRATIVE CODE – 012500100100)

ECONOMIC CODE	EXPENDITURES DETAILS	2018 Approved Estimate	Actual Expenditures (Jan. – Dec. 2018)
21	Personnel Cost:		
2101	Salary		
210101	Salaries and Wages		
21010101	Salary	9,006,868.27 <i>1</i>	3,717,933.38 <i>1</i>
	Sub Total	9,006,868.27 <i>1</i>	3,717,933.38 <i>1</i>
2102	ALLOWANCES AND SOCIAL CONTRIBUTION		
21020101	ALLOWANCES		
21020101	Non Regular Allowances (Leave Allowances)	4,955,715 <i>1</i>	2,786,153.28 <i>1</i>
	Sub Total	4,955,715 <i>1</i>	2,786,153.28 <i>1</i>
	Total Personnel Costs	13,962,583.30 <i>1</i>	6,504,086.66 <i>1</i>

SURULERE LOCAL GOVERNMENT, IRESAADU
(GEO CODE 63030800)
2018 GENERAL PURPOSE FINANCIAL STATEMENT
DEPARTMENT OF FINANCE AND SUPPLIES
(ADMINISTRATIVE CODE – 022000100100)

ECONOMIC CODE	EXPENDITURES DETAILS	2018 Approved Estimate	Actual Expenditures (Jan. – Dec. 2018)
21	Personnel Cost:		
2101	Salary		
210101	Salaries and Wages		
21010101	Salary	31,375,209.20	17,923,118.77 ⁰²⁴ ↑
	Sub Total	31, 375,209.20	17,923,118.77 ⁰³⁴ ↓
2102	Allowances And Social Contribution		
210201	Allowances		
21020101	Non Regular/Regular Allowances – Leaves Allowances inclusive	16,591,972.84	13,399,078.93 ↑
	Sub Total	16,591,972.84	13,399,078,93 ↑
	Total Personnel Costs	47,967,182.04	31,322,197.70 ↑

SURULERE LOCAL GOVERNMENT, IRESAADU
(GEO CODE 63013300)
2018 GENERAL PURPOSE FINANCIAL STATEMENT
DEPARTMENT OF BUDGET, PLANNING, RESEARCH AND STATISTICS
(ADMINISTRATIVE CODE – 022000300100)

ECONOMIC CODE	EXPENDITURES DETAILS	2018 Approved Estimate	Actual Expenditures (Jan. – Dec. 2018)
21	Personnel Cost:		
2101	Salary		
210101	Salaries and Wages		
21010101	Salary	3,066,396,38 ↗	838,843.06 ↗
	Sub Total	3,066,396,38 ↗	838,843.06 ↗
2102	ALLOWANCES AND SOCIAL CONTRIBUTION		
21020101	Non Regular Allowances (Leaves Allowance)	1,184,588.20 ↗	626,176.08 ↗
	Sub Total	1,184,588.20 ↗	626,176.08 ↗
	Total Personnel Costs	4,250,984.58 ↗	1,465,019.14 ↗

SURULERE LOCAL GOVERNMENT, IRESAADU
(GEO CODE 63013300)
2018 GENERAL PURPOSE FINANCIAL STATEMENT
DEPARTMENT OF WORKS AND HOUSING
(ADMINISTRATIVE CODE – 023400100100)

ECONOMIC CODE	EXPENDITURES DETAILS	2018 Approved Estimate	Actual Expenditures (Jan. – Dec. 2018)
21	Personnel Cost:		
210101	Salaries And Wages		
21010101	Salary	34,967,745.23	17,019,602.46
	Overtime Payment		
	Sub Total	34,963,745.23	17,019,602.46
2102	ALLOWANCES AND SOCIAL CONTRIBUTION		
21020101	Non Regular Allowances(Leave Bonus)	15,130,333.00	12,897,942.63
	Sub Total	15,130,333.00	12,897,942.63
	Total Personnel Costs	50,094,077.96	29,917,545.09

SURULERE LOCAL GOVERNMENT, IRESAADU
(GEO CODE 63013300)
2018 GENERAL PURPOSE FINANCIAL STATEMENT
DEPARTMENT OF COMMUNITY DEVELOPMENT AND CULTURE
(ADMINISTRATIVE CODE – 055100300100)

ECONOMIC CODE	EXPENDITURES DETAILS	2018 Approved Estimate	Actual Expenditures (Jan. – Dec. 2018)
21	Personnel Cost:		
210101	Salaries And Wages		19,319,289.27
21010101	Salary	35,327,595.20	19,837,779.09
	Sub Total	35,327,595.20	19,837,779.09
2102	ALLOWANCES AND SOCIAL CONTRIBUTION		19,399,289.27
21020101	Non Regular Allowances(Ad-Hoc Staff-vigilante, NYSC Leave Allowance)	24,516,357.33	15,082,017.79
	Sub Total	24,516,357.33	15,082,017.79
	Total Personnel Costs	59,843,952.53	34,919,796.88

34,481,307.06

SURULERE LOCAL GOVERNMENT, IRESAADU
(GEO CODE 63013300)
2018 GENERAL PURPOSE FINANCIAL STATEMENT
PRIMARY HEALTH CARE
(ADMINISTRATIVE CODE – 023400100100)

ECONOMIC CODE	EXPENDITURES DETAILS	2018 Approved Estimate	Actual Expenditures (Jan. – Dec. 2018)
21	Personnel Cost:		
210101	Salaries And Wages		
21010101	Salary	158,345,420.26	80,239,643.81 79,639,358.17
	Overtime Payment		80,239,643.81 79,639,358.17
	Sub Total	158,345,420.26	80,239,643.81 79,639,358.17
2102	ALLOWANCES AND SOCIAL CONTRIBUTION		
21020101	Non Regular Allowances(Ad-Hoc Staff-Mid wives)	22,430,875.68	21,204,269.94
	Sub Total	22,430,875.68	21,204,2569.94
	Total Personnel Costs	180,776,295.94	101,443,913.75 100,843,628.11

SURULERE LOCAL GOVERNMENT, IRESAADU
(GEO CODE 63013300)
2018 GENERAL PURPOSE FINANCIAL STATEMENT
DEPARTMENT OF ENVIRONMENTAL SANITATION
(ADMINISTRATIVE CODE – 053500100100)

ECONOMIC CODE	EXPENDITURES DETAILS	2018 Approved Estimate	Actual Expenditures (Jan. – Dec. 2018)
21	Personnel Cost:		
210101	Salaries And Wages		13,910,617.06
2101	Salary	32,818,193.34	14,129,309.80
21010102	Overtime Payment		13,910,617.06
	Sub Total	32,818,193.34	14,129,309.80
2102	ALLOWANCES AND SOCIAL CONTRIBUTION		
2102010	Non Regular Allowances(Ad-hoc Staff –Health workers)	5,367,934.21	2,703,433.89
	Sub Total	5,367,934.21	2,703,433.89
	Total Personnel Costs	38,186,127.55	16,832,743.69

16,614,050.95

**SUMMARY OF PERSONNEL COST FOR THE YEAR ENDED
31ST DECEMBER, 2018**

NOTE 3

S/N	DEPARTMENT	AMOUNT (₦ : K)
1	OFFICE OF THE CHAIRMAN	61,685,255.66
2	THE COUNCIL	1,000,000.00
3	INTERNAL AUDIT	70,356.09
4	ADMINISTRATIVE DEPARTMENT	61,687,255.66
5	AGRICULTURE DEPARTMENT	6,504,086.66
6	FINANCE & SUPPLIES DEPARTMENT	31,322,197.27
7	BUDGET, PLANNING & RESEARCH	1,465,019.14
8	WORK & HOUSING DEPARTMENT	29,917,545.09
9	COMMUNITY DEVELOPMENT	34,919,796.88
10	PHC DEPARTMENT	101,443,913.75
11	ENVIRONMENT HEALTH	16,832,743.69
	TOTAL P.E.	346,848,169.89

Handwritten notes and corrections in green ink:

- Next to row 1: ✓
- Next to row 2: ✓
- Next to row 3: ✓
- Next to row 4: ✓
- Next to row 5: ✓
- Next to row 6: 113.70
- Next to row 7: ✓
- Next to row 8: 746,492.25
- Next to row 9: 34,489,307.27
- Next to row 10: 100,843,628.11
- Next to row 11: 16,614,050.95
- Next to row 12: 345,427,565.49

SURULERE LOCAL GOVERNMENT, IRESAADU, (GEO) CODE-6301300

GENERAL PURPOSE FINANCIAL STATEMENT

OFFICE OF THE L.G. CHAIRMAN (ADMINISTRATIVE CODE - 011100100100)

ECONOMIC CODE	EXPENDITURE DETAILS	2018 APPROVED ESTIMATES	ACTUAL EXPENDITURE (JAN DEC 2018)
2202	OVERHEAD COST		
2202001	TRAVEL & TRANSPORT-GENERAL		
22020102	LOCAL TRAVEL & TRANSPORT: OTHERS	4,000,000.00	2,438,000.00 3,245,600.00
	SUB TOTAL	4,000,000.00	2,438,000.00 3,245,600.00
220203	MATERIALS & SUPPLIES - GENERAL		
22020301	OFFICE STATIONERIES/COMPUTER CONSUMABLES	100,000.00	1
	SUB TOTAL	100,000.00	-
220204	MAINTENANCE SERVICES-GENERAL		11,300,000.00
22020401	MAINT. OF MOTOR VEHICLE/TRANSPORT EQUIPMENT	400,000.00	1
22020402	MAINTENANCE OF OFFICE/FURNITURE	400,000.00	1
22020404	MAINTENANCE OF OFFICE/IT EQUIPMENTS	100,000.00	1
	SUB TOTAL	900,000.00	-
220206	OTHER SERVICES-GENERAL		9,699,350.00
22020604	SECURITY VOTE (INCLUDING OPERATIONS)	2,400,000.00	2,400,000.00 1,070,000.00
	SUB TOTAL	2,400,000.00	23,702,350 1,070,000.00
220208	FUEL & LUBRICANTS-GENERAL		
22020801	MOTOR VEHICLE FUEL COST	200,000.00	1
	SUB TOTAL	200,000.00	-
220210	MISCELLANEOUS EXPENSES GENERAL		
22021001	REFRESHMENT & MEALS	2,000,000.00	15,000.00 2,197,750.00
22021007	WELFARE PACKAGES	1,000,000.00	1,050,000.00
22021029	OTHER EXPENSES (UP-KEEP/FINANCIAL ASST/DONATION)	800,000.00	380,000.00 1,671,000.00
	SUB TOTAL	3,800,000.00	1,945,850 5,633,750.00
	GRAND TOTAL OVERHEAD	11,400,000.00	25,652,350 9,954,350.00

SECRETARY TO THE L.G. (ADMINISTRATIVE CODE - 011101300100)

ECONOMIC CODE	EXPENDITURE DETAILS	2018 APPROVED ESTIMATES	ACTUAL EXPENDITURE (JAN DEC 2018)
2202	OVERHEAD COST		
2202001	TRAVEL & TRANSPORT-GENERAL		
22020102	LOCAL TRAVEL & TRANSPORT: OTHERS	200,000.00	-
	SUB TOTAL	200,000.00	-
220210	MISCELLANEOUS EXPENSES GENERAL		
22021029	OTHER EXPENSES (UP-KEEP)	400,000.00	-

	SUB TOTAL	400,000.00	-
	GRAND TOTAL OVERHEAD	600,000.00	-

INTERNAL AUDIT - (ADMINISTRATIVE CODE - 011118300101)

ECONOMIC CODE	EXPENDITURE DETAILS	2018 APPROVED ESTIMATES	ACTUAL EXPENDITURE (JAN DEC 2018)
2202	OVERHEAD COST		
2202001	TRAVEL & TRANSPORT-GENERAL		
22020102	LOCAL TRAVEL & TRANSPORT: OTHERS	200,000.00	28,000 48,000.00
	SUB TOTAL	200,000.00	48,000.00
220203	MATERIALS & SUPPLIES - GENERAL		
22020301	OFFICE STATIONERIES/COMPUTER CONSUMABLES	100,000.00	100,000.00
	SUB TOTAL	100,000.00	100,000.00
220204	MAINTENANCE SERVICES-GENERAL		
22020404	MAINTENANCE OF OFFICE/IT EQUIPMENTS <i>& imprest</i>	200,000.00	260,000 160,000.00
	SUB TOTAL	200,000.00	260,000 160,000.00
	GRAND TOTAL OVERHEAD	500,000.00	288,000 308,000.00

HEAD OF LOCAL GOVERNMENT ADMINISTRATION (ADMINISTRATIVE CODE - 012500100100)

ECONOMIC CODE	EXPENDITURE DETAILS	2018 APPROVED ESTIMATES	ACTUAL EXPENDITURE (JAN DEC 2018)
2202	OVERHEAD COST		
2202001	TRAVEL & TRANSPORT-GENERAL		
22020102	LOCAL TRAVEL & TRANSPORT: OTHERS	700,000.00	808,200.00
	SUB TOTAL	700,000.00	808,200.00
220203	MATERIALS & SUPPLIES - GENERAL		
22020301	OFFICE STATIONERIES/COMPUTER CONSUMABLES	200,000.00	
	SUB TOTAL	200,000.00	-
220204	MAINTENANCE SERVICES-GENERAL		
22020401	MAINT. OF MOTOR VEHICLE/TRANSPORT EQUIPMENT	300,000.00	200,000.00
22020402	MAINTENANCE OF OFFICE/FURNITURE	300,000.00	-
22020406	OTHER MAINTENANCE SERVICES - IMPREST	1,140,000.00	2,341,500.00
	SUB TOTAL	1,740,000.00	2,541,500.00
220210	MISCELLANEOUS EXPENSES GENERAL		
22021001	REFRESHMENT & MEALS	100,000.00	40,000.00
	SUB TOTAL	100,000.00	40,000.00
	GRAND TOTAL OVERHEAD	2,740,000.00	2,581,500.00 3,389,700.00

DEPARTMENT OF FINANCE AND SUPPLIES (ADMINISTRATIVE CODE - 022000100100)

ECONOMIC CODE	EXPENDITURE DETAILS	2018 APPROVED ESTIMATES	ACTUAL EXPENDITURE (JAN-DEC 2018)
2202	OVERHEAD COST		
2202001	TRAVEL & TRANSPORT-GENERAL		
22020102	LOCAL TRAVEL & TRANSPORT: OTHERS	300,000.00	127,500.00 395,000.00
	SUB TOTAL	300,000.00	395,000.00
220203	MATERIALS & SUPPLIES - GENERAL		
22020301	OFFICE STATIONERIES/COMPUTER CONSUMABLES	200,000.00	19,000.00 8,000.00
22020305	PRINTING OF NON SECURITY DOCUMENTS	220,000.00	263,000.00 480,000.00
22020312	PRODN, PUBLICATION AND CIRCULATION OF ANNUAL FIN. STMT	300,000.00	162,000.00
	SUB TOTAL	720,000.00	571,500.00 488,000.00
220204	MAINTENANCE SERVICES-GENERAL		
22020401	MAINT. OF MOTOR VEHICLE/TRANSPORT EQUIPMENT	500,000.00	200,000.00
22020404	MAINTENANCE OF OFFICE/IT EQUIPMENTS	300,000.00	18,000.00 177,000.00
22020406	OTHER MAINTENANCE SERVICES - IMPREST	2,880,000.00	640,000.00 1,365,000.00
	SUB TOTAL	3,680,000.00	658,000.00 1,742,000.00
220207	CONSULTING & PROFESSIONAL SERVICES-GENERAL		
22020709	AUDITING OF ACCOUNTS	2,500,000.00	-
	SUB TOTAL	2,500,000.00	-
220209	FINANCIAL CHARGES-GENERAL		
22020901	BANK CHARGES (OTHER THAN INTEREST)	200,000.00	
	SUB TOTAL	200,000.00	-
220210	MISCELLANEOUS EXPENSES GENERAL		
22021001	REFRESHMENT & MEALS	200,000.00	190,800.00
	SUB TOTAL	200,000.00	190,800.00
2204	GRANTS AND CONTRIBUTION-GENERAL		
22040111	CONTRIBUTION TO TRADITIONAL COUNCILS	4,000,000.00	-
	SUB TOTAL	4,000,000.00	-
	GRAND TOTAL OVERHEAD	7,600,000.00	1,357,000.00 2,815,800.00

DEPARTMENT OF GENERAL ADMINISTRATION (ADMINISTRATIVE CODE - 012500100100)

ECONOMIC CODE	EXPENDITURE DETAILS	2018 APPROVED ESTIMATES	ACTUAL EXPENDITURE (JAN-DEC 2018)
2202	OVERHEAD COST		
2202001	TRAVEL & TRANSPORT-GENERAL		
22020102	LOCAL TRAVEL & TRANSPORT: OTHERS	1,220,000.00	1,074,500.00 1,825,500.00
	SUB TOTAL	1,220,000.00	1,027,500.00 1,825,500.00
220202	UTILITIES-GENERAL		

22020201	ELECTRICITY CHARGES	500,000.00	
	SUB TOTAL	500,000.00	-
220203	MATERIALS & SUPPLIES - GENERAL		
22020301	OFFICE STATIONERIES/COMPUTER CONSUMABLES	600,000.00	152,000.00
22020305	PRINTING OF NON SECURITY DOCUMENTS	800,000.00	35,000.00 55,000.00
	SUB TOTAL	1,400,000.00	187,000.00 207,000.00
220204	MAINTENANCE SERVICES-GENERAL		
22020401	MAINT. OF MOTOR VEHICLE/TRANSPORT EQUIPMENT	200,000.00	75,000.00
22020402	MAINTENANCE OF OFFICE/FURNITURE	200,000.00	-
22020404	MAINTENANCE OF OFFICE/IT EQUIPMENTS	200,000.00	515,000.00 564,000.00
22020406	OTHER MAINTENANCE SERVICES	2,160,000.00	939,199.25
	SUB TOTAL	2,760,000.00	1,527,199.25 1,578,199.25
220206	OTHER SERVICES-GENERAL		
22020604	SECURITY VOTE (INCLUDING OPERATIONS)	2,400,000.00	-
	SUB TOTAL	2,400,000.00	-
220206	OTHER SERVICES-GENERAL		
22020601	SECURITY SERVICES	1,200,000.00	250,000.00
22020603	RESIDENTIAL RENT	600,000.00	413,000.00
	SUB TOTAL	1,800,000.00	663,000.00 250,000.00
220207	CONSULTING & PROFESSIONAL SERVICES-GENERAL		
22020703	LEGAL SERVICES	500,000.00	2,385,000.00
	SUB TOTAL	500,000.00	2,385,000.00
220208	FUEL & LUBRICANTS-GENERAL		
22020801	MOTOR VEHICLE FUEL COST	300,000.00	250,000.00
22020802	OTHER TRANSPORT EQUIPMENT FUEL COST	100,000.00	
	SUB TOTAL	400,000.00	250,000.00
220210	MISCELLANEOUS EXPENSES GENERAL <i>GRADING MATERIAL</i>		350,000.00
22021001	REFRESHMENT & MEALS	1,200,000.00	4,000,000.00 5,860,000.00
22021004	MEDICAL EXPENSES-LOCAL <i>(IMPREST)</i>	-	3,463,000.00
22021006	POSTAGES & COURIER SERVICES	300,000.00	200,000.00
22021007	WELFARE PACKAGES	100,000.00	200,000.00 133,000.00
22021020	ELECTION-LOGISTICS SUPPORT	3,000,000.00	-
22021029	OTHER EXPENSES	1,000,000.00	1,950,000.00 2,140,000.00
22021030	PUBLIC ENLIGHTENMENT PROGRAMME	500,000.00	950,000.00 2,177,400.00
	SUB TOTAL	6,100,000.00	10,913,000.00 10,510,400.00
2204	GRANTS AND CONTRIBUTION-GENERAL		
22040111	CONTRIBUTION TO TRADITIONAL COUNCILS	8,000,000.00	-

	SUB TOTAL	8,000,000.00	-
	GRAND TOTAL OVERHEAD	14,680,000.00	17,204,644.23 17,419,049.25

DEPARTMENT OF AGRICULTURE AND NATURAL RESOURCES (ADMINISTRATIVE CODE - 021500100100)

ECONOMIC CODE	EXPENDITURE DETAILS	2018 APPROVED ESTIMATES	ACTUAL EXPENDITURE (JAN DEC 2018)
2202	OVERHEAD COST		
2202001	TRAVEL & TRANSPORT-GENERAL		
22020102	LOCAL TRAVEL & TRANSPORT: OTHERS	500,000.00	842,500.00 958,500.00
	SUB TOTAL	500,000.00	842,500.00 958,500.00
220204	MAINTENANCE SERVICES-GENERAL		
22020401	MAINT. OF MOTOR VEHICLE/TRANSPORT EQUIPMENT	2,700,000.00	-
22020402	MAINTENANCE OF OFFICE/FURNITURE	200,000.00	-
22020406	OTHER MAINTENANCE SERVICES-IMPREST	1,440,000.00	367,000.00 355,000.00
	SUB TOTAL	4,340,000.00	367,000.00 355,000.00
220208	FUEL & LUBRICANTS-GENERAL		
22020801	MOTOR VEHICLE FUEL COST	100,000.00	-
22020802	OTHER TRANSPORT EQUIPMENT FUEL COST	500,000.00	120,000.00
	SUB TOTAL	600,000.00	120,000.00
220210	MISCELLANEOUS EXPENSES GENERAL Allowances		1,916,949.90
22021001	REFRESHMENT & MEALS	100,000.00	1,175,000.00
22021007	WELFARE PACKAGES	100,000.00	-
22021020	ELECTION-LOGISTICS SUPPORT	400,000.00	-
22021029	OTHER EXPENSES	1,000,000.00	2,050,000.00
22021030	PUBLIC ENLIGHTENMENT PROGRAMME	300,000.00	610,000.00
	SUB TOTAL	1,900,000.00	4,026,649.90 3,835,000.00
	GRAND TOTAL OVERHEAD	7,540,000.00	5,236,149.90 5,268,500.00

DEPARTMENT OF BUDGET, PLANNING, RESEARCH AND STATISTICS (ADMINISTRATIVE CODE - 022000300100)

ECONOMIC CODE	EXPENDITURE DETAILS	2018 APPROVED ESTIMATES	ACTUAL EXPENDITURE (JAN DEC 2018)
2202	OVERHEAD COST		
2202001	TRAVEL & TRANSPORT-GENERAL		
22020102	LOCAL TRAVEL & TRANSPORT: OTHERS	600,000.00	-
	SUB TOTAL	600,000.00	-
220203	MATERIALS & SUPPLIES - GENERAL		
22020301	OFFICE STATIONERIES/COMPUTER CONSUMABLES	400,000.00	-
	SUB TOTAL	400,000.00	-
220204	MAINTENANCE SERVICES-GENERAL		

22020401	MAINT. OF MOTOR VEHICLE/TRANSPORT EQUIPMENT	100,000.00	-
22020402	MAINTENANCE OF OFFICE/FURNITURE	400,000.00	-
22020404	MAINTENANCE OF OFFICE/IT EQUIPMENTS	200,000.00	-
22020406	OTHER MAINTENANCE SERVICES-IMPREST	900,000.00	195,000.00
	SUB TOTAL	1,600,000.00	195,000.00
220207	CONSULTING & PROFESSIONAL SERVICES-GENERAL		
22020702	INFORMATION TECHNOLOGY CONSULTING	500,000.00	-
	SUB TOTAL	500,000.00	-
220208	FUEL & LUBRICANTS-GENERAL		
22020801	MOTOR VEHICLE FUEL COST	300,000.00	-
22020802	OTHER TRANSPORT EQUIPMENT FUEL COST	100,000.00	-
	SUB TOTAL	400,000.00	-
220210	MISCELLANEOUS EXPENSES GENERAL		
22021014	ANNUAL BUDGET EXPENSES & ADMINISTRATION	800,000.00	977,500.00
22021022	PLANNING, MONITORING AND EVALUATION	800,000.00	-
22021023	RESEARCH AND DOCUMENTATION	500,000.00	-
22021029	OTHER EXPENSES	500,000.00	200,000.00
22021031	CONDUCT OF SURVEY	500,000.00	-
	SUB TOTAL	3,400,000.00	979,000.00
	GRAND TOTAL OVERHEAD	6,000,000.00	1,174,000.00

DEPARTMENT OF WORKS AND HOUSING (ADMINISTRATIVE CODE 023400100100)

ECONOMIC CODE	EXPENDITURE DETAILS	2018 APPROVED ESTIMATES	ACTUAL EXPENDITURE (JAN DEC 2018)
2202	OVERHEAD COST		
2202001	TRAVEL & TRANSPORT-GENERAL		
22020102	LOCAL TRAVEL & TRANSPORT: OTHERS	300,000.00	160,000.00
	SUB TOTAL	300,000.00	160,000.00
220202	UTILITIES - GENERAL		
22020201	ELECTRICITY CHARGES	300,000.00	250,000.00
	SUB TOTAL	300,000.00	250,000.00
220203	MATERIALS & SUPPLIES - GENERAL		
22020301	OFFICE STATIONERIES/COMPUTER CONSUMABLES	400,000.00	-
	SUB TOTAL	400,000.00	-
220204	MAINTENANCE SERVICES-GENERAL		
22020401	MAINT. OF MOTOR VEHICLE/TRANSPORT EQUIPMENT	400,000.00	-
22020402	MAINTENANCE OF OFFICE/FURNITURE	200,000.00	-
22020403	MAINT. OF OFFICE BUILDING/RESIDENTIAL QTRS	400,000.00	-

22020404	MAINTENANCE OF OFFICE/IT EQUIPMENTS	200,000.00	-
22020405	MAINTENANCE OF PLANTS/GENERATORS	700,000.00	250,000.00 238,100.00
22020406	OTHER MAINTENANCE SERVICES-IMPREST	2,520,000.00	400,000.00
22020412	MAINTENANCE OF MARKETS/PUBLIC PLACES	300,000.00	
	SUB TOTAL	4,720,000.00	2,301,485.00 638,100.00
220207	OTHER SERVICES-GENERAL		
22020705	LAND USE CHARGES	500,000.00	
	SUB TOTAL	500,000.00	-
220207	CONSULTING & PROFESSIONAL SERVICES-GENERAL		
22020706	SURVEYING SERVICES		20,000.00
	SUB TOTAL	-	20,000.00
220208	FUEL & LUBRICANTS-GENERAL		
22020802	OTHER TRANSPORT EQUIPMENT FUEL COST	300,000.00	-
22020803	PLANT/GENERATOR FUEL COST	1,400,000.00	50,000.00
	SUB TOTAL	1,700,000.00	50,000.00
220210	MISCELLANEOUS EXPENSES GENERAL		
22021029	OTHER EXPENSES	-	232,000.00
	SUB TOTAL	-	232,000.00
	GRAND TOTAL OVERHEAD	7,520,000.00	3,013,485.00 1,350,100.00

DEPARTMENT OF COMMUNITY DEVELOPMENT AND CULTURE (ADMINISTRATIVE CODE - 055100300100)

ECONOMIC CODE	EXPENDITURE DETAILS	2018 APPROVED ESTIMATES	ACTUAL EXPENDITURE (JAN DEC 2018)
2202	OVERHEAD COST		
2202001	TRAVEL & TRANSPORT-GENERAL		
22020102	LOCAL TRAVEL & TRANSPORT: OTHERS	500,000.00	732,000.00 1,112,600.00
	SUB TOTAL	500,000.00	732,000.00 1,112,600.00
220202	UTILITIES - GENERAL		
22020201	ELECTRICITY CHARGES	345,163.57 300,000.00	1,104,301.60
	SUB TOTAL	300,000.00	1,111,430.60
220203	MATERIALS & SUPPLIES - GENERAL		
22020301	OFFICE STATIONERIES/COMPUTER CONSUMABLES	200,000.00	-
22020305	PRINTING OF NON SECURITY DOCUMENTS	300,000.00	41,000.00
22020309	UNIFORMS & OTHER CLOTHING	150,000.00	
	SUB TOTAL	650,000.00	41,000.00
220204	MAINTENANCE SERVICES-GENERAL		
22020402	MAINTENANCE OF OFFICE/FURNITURE	300,000.00	8,500.00
22020404	MAINTENANCE OF OFFICE/IT EQUIPMENTS	100,000.00	33,000.00 76,500.00

22020406	OTHER MAINTENANCE SERVICES-IMPREST	1,440,000.00	1,604,500.00 2,183,000.00
22020411	MAINTENANCE OF COMMUNICATION EQUIPMENT	200,000.00	50,000.00
	SUB TOTAL	2,040,000.00	2,318,000.00
220206	OTHER SERVICES-GENERAL		
22020601	SECURITY SERVICES	300,000.00	
	SUB TOTAL	300,000.00	-
220208	FUEL & LUBRICANTS-GENERAL		
22020803	PLANT/GENERATOR FUEL COST	300,000.00	-
	SUB TOTAL	300,000.00	-
220210	MISCELLANEOUS EXPENSES GENERAL		
22021021	SPECIAL DAYS/CELEBRATIONS	500,000.00	100,000.00
22021027	DISASTER MANAGEMENT	300,000.00	
22021029	OTHER EXPENSES - FINANCIAL ASST./DONATION	1,000,000.00	670,000.00 1,270,000.00
22021030	PUBLIC ENLIGHTENMENT PROGRAMME	100,000.00	50,000.00 100,000.00
	SUB TOTAL	1,900,000.00	1,470,000.00
2205	SUBSIDIES GENERAL		
220501	SUBSIDY TO PUBLIC/PUBLIC INSTITUTIONS		
22050102	MEAL SUBSIDY	2,000,000.00	360,000.00
22050105	EDUCATION SUBSIDY	2,000,000.00	250,000.00
	SUB TOTAL	4,000,000.00	610,000.00
	GRAND TOTAL OVERHEAD	9,990,000.00	5,551,600.00

DEPARTMENT OF PRIMARY HEALTH CARE (ADMINISTRATIVE CODE - 052100100100)

ECONOMIC CODE	EXPENDITURE DETAILS	2018 APPROVED ESTIMATES	ACTUAL EXPENDITURE (JAN DEC 2018)
2202	OVERHEAD COST		
2202001	TRAVEL & TRANSPORT-GENERAL		
22020102	LOCAL TRAVEL & TRANSPORT: OTHERS	300,000.00	1,025,500.00
	SUB TOTAL	300,000.00	1,025,500.00
220203	MATERIALS & SUPPLIES - GENERAL		
22020301	OFFICE STATIONERIES/COMPUTER CONSUMABLES	150,000.00	-
22020305	PRINTING OF NON SECURITY DOCUMENTS	400,000.00	
22020307	DRUGS/LABORATORY/MEDICAL SUPPLIES	200,000.00	675,000.00 2,303,800.00
	SUB TOTAL	750,000.00	2,303,800.00
220204	MAINTENANCE SERVICES-GENERAL		
22020401	MAINT. OF MOTOR VEHICLE/TRANSPORT EQUIPMENT	100,000.00	-
22020402	MAINTENANCE OF OFFICE/FURNITURE	100,000.00	-
22020404	MAINTENANCE OF OFFICE/IT EQUIPMENTS	200,000.00	10,000.00

22020405	MAINTENANCE OF PLANTS/GENERATORS	200,000.00	✓	
22020406	OTHER MAINTENANCE SERVICES-IMPREST	2,340,000.00	✓	2,465,000.00
	SUB TOTAL	2,940,000.00	✓	1,475,000.00
220208	FUEL & LUBRICANTS-GENERAL			
22020803	PLANT/GENERATOR FUEL COST	300,000.00	✓	-
	SUB TOTAL	300,000.00	✓	-
220210	MISCELLANEOUS EXPENSES GENERAL			
22021021	SPECIAL DAYS/CELEBRATIONS	200,000.00	✓	-
22021022	PLANNING, MONITORING AND EVALUATION	200,000.00	✓	
22021027	DISASTER MANAGEMENT	200,000.00	✓	
22021029	OTHER EXPENSES - FINANCIAL ASST./DONATION	1,000,000.00	✓	1,220,000.00
22021030	PUBLIC ENLIGHTENMENT PROGRAMME	200,000.00	✓	-
22021031	CONDUCT OF SURVEY	100,000.00	✓	
	SUB TOTAL	1,900,000.00	✓	-
	GRAND TOTAL OVERHEAD	5,890,000.00	✓	3,329,300.00

DEPARTMENT OF ENVIRONMENTAL SANITATION (ADMINISTRATIVE CODE - 053500100100)

ECONOMIC CODE	EXPENDITURE DETAILS	2018 APPROVED ESTIMATES	ACTUAL EXPENDITURE (JAN-DEC 2018)
2202	OVERHEAD COST		
2202001	TRAVEL & TRANSPORT-GENERAL		
22020102	LOCAL TRAVEL & TRANSPORT: OTHERS	200,000.00	✓ 55,000.00
	SUB TOTAL	200,000.00	55,000.00
220203	MATERIALS & SUPPLIES - GENERAL		
22020301	OFFICE STATIONERIES/COMPUTER CONSUMABLES	200,000.00	✓ -
22020309	UNIFORMS & OTHER CLOTHING	100,000.00	✓ -
	SUB TOTAL	300,000.00	-
220204	MAINTENANCE SERVICES-GENERAL		
22020401	MAINT. OF MOTOR VEHICLE/TRANSPORT EQUIPMENT	500,000.00	✓ -
22020402	MAINTENANCE OF OFFICE/FURNITURE	200,000.00	✓ -
22020404	MAINTENANCE OF OFFICE/IT EQUIPMENTS	300,000.00	✓ 1,697,000.00
22020406	OTHER MAINTENANCE SERVICES-IMPREST	1,440,000.00	✓ 195,000.00
22020412	MAINTENANCE OF MARKETS/PUBLIC PLACES	2,000,000.00	✓ 132,000.00
	SUB TOTAL	4,440,000.00	2,024,000.00
220206	OTHER SERVICES-GENERAL		
22020605	CLEANING & FUMIGATION SERVICES	2,000,000.00	✓ 1,090,000.00
	SUB TOTAL	2,000,000.00	1,090,000.00
220208	FUEL & LUBRICANTS-GENERAL		

22020801	MOTOR VEHICLE FUEL COST	500,000.00	-
	SUB TOTAL	500,000.00	-
220210	MISCELLANEOUS EXPENSES GENERAL		
22021027	DISASTER MANAGEMENT	500,000.00	
22021029	OTHER EXPENSES - FINANCIAL ASST./DONATION	1,000,000.00	98,000.00 120,000.00
22021030	PUBLIC ENLIGHTENMENT PROGRAMME	500,000.00	-
	SUB TOTAL	2,000,000.00	98,000.00 120,000.00
	GRAND TOTAL OVERHEAD	9,640,000.00	1,755,000.00 3,289,000.00

SUMMARY OF OVERHEAD COSTS

NOTE 4

S/N	DEPARTMENT	AMOUNT (N : K)
1	OFFICE OF THE CHAIRMAN	25,652,350.00 9,954,350.00
2	INTERNAL AUDIT	258,000.00 308,000.00
3	HLGA OFFICE	2,581,500.00 3,389,700.00
4	ADMINISTRATIVE DEPARTMENT	17,204,699.25 17,419,099.25
5	AGRICULTURE DEPARTMENT	5,236,114.90 5,268,500.00
6	FINANCE & SUPPLIES	1,357,000.00 2,815,800.00
7	BUDGET, PLANNING & RESEARCH	1,174,000.00-1
8	WORK & HOUSING	3,013,483.37 4,350,100.00
9	COMMUNITY DEVELOPMENT	4,799,930.60 5,551,600.00
10	PHC DEPARTMENT	3,325,500.00 3,329,300.00
11	ENVIRONMENTAL DEPARTMENT	1,755,000.00 3,289,000.00
	TOTAL	66,457,658.14 53,849,449.25

SURULERE LOCAL GOVERNMENT, IRESAADU, (GEO) CODE-6301300
GENERAL PURPOSE FINANCIAL STATEMENT
DEPARTMENT OF PRIMARY HEALTH CARE (ADMINISTRATIVE CODE - 052100100100)
SOCIAL SECTOR

ECONOMIC CODE	EXPENDITURE DETAILS	2018 APPROVED ESTIMATES	ACTUAL EXPENDITURE (JAN DEC 2018)
23	CAPITAL EXPENDITURES		
	PUBLIC HEALTH SERVICES (FUNCTIONAL CODE - 70740)		-
2310122	* PURCHASE OF HEALTH/MEDICAL EQUIPMENT	5,000,000.00	4,592,000.00
	* Medical/Maternity Serv (Family Planning, Malaria Control etc)	3,000,000.00	2,820,000.00
	* Drug Supplies	5,000,000.00	4,300,000.00
	* Disease Surveillance, Control and Prevention	5,000,000.00	-
	* LACA	4,000,000.00	2,200,000.00
	* Public Enlightenment Campaigns	2,000,000.00	-
	* Immunization Programmes	4,000,000.00	3,200,000.00
	* Monitoring and Evaluation	500,000.00	-
	TOTAL	28,500,000.00	17,112,000.00

DEPARTMENT OF ENVIRONMENTAL SANITATION (ADMINISTRATIVE CODE - 053500100100)

SOCIAL SECTOR

ECONOMIC CODE	EXPENDITURE DETAILS	2018 APPROVED ESTIMATES	ACTUAL EXPENDITURE (JAN DEC 2018)
23	CAPITAL EXPENDITURES		
	WASTE MANAGEMENT (FUNCTIONAL CODE - 70510)		-
23040102	EROSION AND FLOOD CONTROL	1,500,000.00	-
23040103	WILDLIFE CONSERVATION	-	-
23040104	INDUSTRIAL POLLUTION PREVENTION & CONTROL/ ENVIRONMENTAL SANITATION		
	* Waste Disposal and Management	14,000,000.00	13,480,000.00
	* Purchase of Waste Bins/Equipment	700,000.00	-
	* Monitoring/Surveillance	1,000,000.00	-
	* MAINTENANCE OF REFUSE DUMP SITES	8,000,000.00	-
	POLLUTION CONTROL		
23040105	WATER POLLUTION PREVENTION & CONTROL		
	- Chlorination	2,000,000.00	
	- Purchase of Chemicals	1,000,000.00	
23040106	BEAUTIFICATION & LANDSCAPING	2,000,000.00	
	TOTAL	30,200,000.00	13,480,000.00

DEPARTMENT OF WORKS AND HOUSING (ADMINISTRATIVE CODE 023400100100)

ECONOMIC SECTOR			
ECONOMIC CODE	EXPENDITURE DETAILS	2018 APPROVED ESTIMATES	ACTUAL EXPENDITURE (JAN DEC 2018)
23	CAPITAL EXPENDITURES		
	CONSTRUCTION (FUNCTIONAL CODE 70443)		
23020101	CONSTRUCTION/PROVISION OF OFFICE BUILDINGS	2,310,000.00	
23020106	CONSTRUCTION/PROVISION OF HOSPITALS/HEALTH CENTERS	3,000,000.00	
23020107	CONSTRUCTION/PROVISION OF PUBLIC SCHOOLS	5,000,000.00	7,798,791.00
	- OTHERS		
23020124	CONSTRUCTION OF MARKETS/MOTOR PARKS/GARAGES	3,000,000.00	651,000.00
	ROAD TRANSPORT (FUNCTIONAL CODE - 70451)		
23020114	CONSTRUCTION/PROVISION OF ROADS	300,000,000.00	139,924,374.25
	ELECTRICITY (FUNCTIONAL CODE - 70435)		
23020103	CONSTRUCTION/PROVISION OF ELECTRICITY	4,000,000.00	
23020102	REHABILITATION/REPAIRS - ELECTRICITY	3,000,000.00	3,262,000.00
	SUB TOTAL	320,310,000.00	151,636,665.25
23	CAPITAL EXPENDITURES		
23020107	PREPARATION/EXECUTION OF MASTER/REGIONAL PLANS		
	Valuation List Preparation	1,500,000.00	
	- PRODUCTION OF BASE MAPS	1,000,000.00	
	- HOUSE NUMBERING	1,000,000.00	
23020109	SPECIAL PROJECTS AND ASSIGNMENTS	2,000,000.00	490,000.00
	SUB TOTAL	5,500,000.00	490,000.00
	GRAND TOTAL	348,810,000.00	152,126,665.25

DEPARTMENT OF AGRICULTURE AND NATURAL RESOURCES (ADMINISTRATIVE CODE - 021500100100)

ECONOMIC SECTOR			
AGRICULTURE - (FUNCTIONAL CODE-70421)			
ECONOMIC CODE	EXPENDITURE DETAILS	2018 APPROVED ESTIMATES	ACTUAL EXPENDITURE (JAN DEC 2018)
23	CAPITAL EXPENDITURES		
23010127	PURCHASE OF AGRICULTURAL EQUIPMENT/MACHINES	5,000,000.00	558,258.00
23010108	PRODUCTION OF FARM SEEDLINGS	500,000.00	
	- EDUCATION/TRAINING	2,000,000.00	
	- YOUNG FARMER'S PROGRAMME	1,000,000.00	
	- YOUTH EMPOWERMENT THROUGH AGRICULTURE (I-YES)	1,000,000.00	

	- FARMER'S ASSOCIATION SUPPORT PROGRAM/CRISIS RESOLUTION	5,000,000.00	
	- CONSTRUCTION OF STORAGE FACILITIES (CRIBS)	1,000,000.00	
	- AGRIC SHOWS/WORLD FOOD DAY	600,000.00	
	- ANIMAL VACCINATION PROGRAMMES	400,000.00	
	- ONE CROPS/ENTERPRISE SUPPORT PROGRAMME/OLOP/OYSAI	4,000,000.00	
	- COTTAGE INDUSTRY/VARIOUS FARMING CULTIVATION	15,000,000.00	
	SUB TOTAL	35,500,000.00	558,258.00
23	CAPITAL EXPENDITURES		
23050117	FARM DEVELOPMENT		
	* Crop Division	2,000,000.00	525,000.00
	* Livestock Division	45,000,000.00	
	* Fisheries	800,000.00	
	FORESTRY		
23040101	Tree Planting		
23050118	Procurement of Agricultural Inputs	3,000,000.00	
	TOTAL	103,000.00	
	GRAND TOTAL	45,800,000.00	1,083,258.00

DEPARTMENT OF COMMUNITY DEVELOPMENT AND CULTURE (ADMINISTRATIVE CODE - 055100300100)

SOCIAL SECTOR

ECONOMIC CODE	EXPENDITURE DETAILS	2018 APPROVED ESTIMATES	ACTUAL EXPENDITURE (JAN DEC 2018)
23	CAPITAL EXPENDITURES		
23010143	PURCHASE OF CAMERAS	500,000.00	-
23010145	PURCHASE OF PROJECTORS	500,000.00	
23010148	PURCHASE OF BOOKS	100,000.00	-
23010125	PURCHASE OF LIBRARY BOOKS & EQUIPMENT	500,000.00	-
	SUB TOTAL	1,600,000.00	-
	COMMUNITY DEVELOPMENT (FUNCTIONAL CODE - 70620)		
23010124	PURCHASE OF TEACHING/LEARNING AND EQUIPMENT	1,000,000.00	-
23050110	EDUCATIONAL PROGRAMMES	3,000,000.00	570,000.00
23050111	CONSTITUENCY PROJECTS/EMPOWERMENT PROGRAMMES		
	- Women Development Programmes	5,000,000.00	950,000.00
	- LEMA/CSDP	3,000,000.00	
	- Advocacy/Enlightenment Programmes	2,000,000.00	
	- Projects for the physically challenged	1,000,000.00	

	* Widowhood and Aged Programmes	2,000,000.00	350,000.00
	YOUTHS, SPORTS AND RECREATION		
23010126	PURCHASE OF SPORTING/GAMING EQUIPMENT		
23010130	PURCHASE OF RECREATIONAL FACILITIES		
	- Sporting Programmes/Activities	900,000.00	
	- Youth Development Programmes	1,100,000.00	350,000.00
	SUB TOTAL	19,000,000.00	2,220,000.00
	TOTAL	20,600,000.00	2,220,000.00

Purchase of Computers

300,000.00

190,000.00

SUMMARY OF CAPITAL EXPENDITURE
NOTE 5

S/N	DEPARTMENT	AMOUNT (# : K)
1	COMMUNITY DEVELOPMENT	2,220,000.00
2	PHC DEPARTMENT	17,112,000.00
3	ENVIRONMENTAL DEPARTMENT	13,480,000.00
4	AGRICULTURE DEPARTMENT	1,083,258.00
5	WORKS & HOUSING DEPARTMENT	149,264,165.25 152,126,665.25
	TOTAL <i>BPPS</i>	190,000.00 186,021,923.25

183,349,423.25

SURULERE LOCAL GOVERNMENT IRESAADU
SUMMARY OF ADVANCES AS AT 31ST DECEMBER, 2018

NOTE 6

1	ADERINTO JOSHUA	17,650.00
2	OLADEJO FUNMILAYO	26,430.00
3	SAMUEL OLANIYI	120.00
4	FELICIA OLAYANJU	3,260.00
5	SEGUN OLADEJO	37,623.00
6	AFOLABI WENUADE	40,590.00
7	M. T. ALALADE	42,745.00
8	HON. GBODE IBRAHIM	495,000.00
9	ADEGBITE ADERELE	120,000.00
10	AGBOOLA MATTHEW	37,500.00
11	OLAWUYI ESTHER	26,500.00
12	SUNDAY AKANMU	8,100.00
13	MOHMMED FOLORUNSO	107,100.00
14	ADENIRAN OLUFEMI	2,970.00
15	ADESINA ISAAC	3,889.90
16	OGUNTAYO GODWIN	121,900.00
17	OGUNTOYE NATHANIEL	95,400.00
18	OJO OLUSOLA	35,640.00
19	AJAYI OLUGBENGA	66,073.27
20	SHITTU RASHEED	68,900.00
21	KRISTILERE JOHN	6,450.00
22	OLARINDE ROTIMI	23,319.90
23	OWOADE A. J.	68,700.00
24	OKEYEMI SIMEON	31,640.04
25	OJO CHRISTIANAH	73,200.00
26	ISHOLA SAKA	162,000.00
27	OLATUBOSUN TUNDE G.	48,600.00
28	ALAGBE ABRAHAM	3,886.55
29	POPOOLA S. A.	6,450.00
30	OJEWOLE ROTIMI	125,900.00
31	ALAMU ABRAHAM	3,886.55
32	AWONIYI TOYIN GABRIEL	22,000.00
33	OLAJIRE OLUKUNLE	3,890.55
34	OKE GABRIEL SEUN	7,773.22
35	OPALEYE F. O.	111,893.18
	TOTAL	2,056,981.16

SUMMARY OF DEPOSIT ACCOUNT AS AT 31ST DECEMBER, 2018

NOTE 7

S/N	NAMES	VOL. 1 PAGES	AMOUNT
1	AJIBOYE MICHAEL OYENIYI	1	131,000.00
2	AYANGUNA SAMUEL M.	3	42,000.00
3	AYANDIJI KAYODE	5	103,233.00
4	OLAGUN TOYIN SIMIAT	7	8,033.00
5	ADEMOLA ALICE	9	1,050.00
6	N. O. OGUNLARAN	11	200.00
7	OGUNLARAN JACOB O.	13	250,000.00
8	AJIBOYE OYEWOLE T.	15	15,810.00
9	ADERINTO JOSHUA	17	17,650.00
10	OLADEJO FUNMILAYO	19	26,430.00
11	OLADUNMOYE FAUSAT	21	53,000.00
12	EPI PROGRAMME	23	79,508.00
13	MAINTENANCE OF VEHICLE	25	74,817.00
14	S. O. ADEOYE	27	6,303.00
15	AYANTOLA AYANIKE	29	4,090.00
16	MR. FEMI OLATUNBOSUN	31	2,990.00
17	MACHINE LOAN	33	11,500.00
18	MOSHOOD LAWAL	35	101,050.00
19	SAMUEL OLANIYI	37	120.00
20	AJALA HANAN	39	1,650.00
21	OLALEYE SAMSON	41	7,707.00
22	OYEBODE V. M.	43	4,230.00
23	JOHN AMAO	45	71,039.00
24	ADEOYE ADERINTO	47	27,020.00
25	MICHAEL AJIBOYE	49	138,100.00
26	RISIKAT AREMU	51	21,538.00
27	J. A. AKANDE	53	20,000.00
28	ARAOYE MUIBAT	55	11,920.00
29	C. S. OLAPADE	57	10,152.00
30	TIJANI ATANDA RTD	59	27,438.00
31	OYEDIRAN JIMOH	61	27,600.00
32	KAZEEM KAREEM	63	19,920.00
33	OLANIYI OLATUNBOSUN	65	18,180.00

34	AKANBI BAMJI	67	15,920.00
35	G. F. ADENIRAN	69	15,920.00
36	OLADOSU FUNKE	71	11,400.00
37	IBIKUNLE TUNDE	75	26,000.00
38	OGUNLEYE I. O.	77	62,000.00
39	P. O. IYANDA	79	10,600.00
40	ALH. A. O. ONIPEDE	81	63,900.00
41	J. O. AYINLA	83	75,959.00
42	OLADIPO OYEBAMIJI	85	97,163.00
43	KEHINDE ISHOLA	87	11,500.00
44	TAIWO OLADIPO	89	6,500.00
45	ODEWOYE SAMSON A.	93	58,300.00
46	JIMOH OJO	95	5,284.00
47	E. T. OLATUNJI	97	44,084.00
48	DEDUCTION ON OVERPAYMENT ALLOWA	99	289,257.00
49	G. O. OYETUNDE	101	2,500.00
50	AMOS ADEDOKUN	103	2,297.83
51	P.H.C.	105	80,000.00
52	E. O. OGUNLEYE	107	4,232.72
53	K. O. ADEYEMO	109	9,645.85
54	E. P. OKEWUYI	111	1,512.49
55	R. G. OYEWUMI	113	3,831.28
56	D. L. ADERONMU	115	35,360.00
57	G. LABADE	117	16,131.79
58	B. O. ADISA	121	133,900.00
59	W. A. FUNMILAYO	123	54,000.00
60	FELICIA OLAYANJU	125	3,260.00
61	SEGUN OLADEJO	127	37,623.00
62	COMFORT O. AJANI	129	3,659.99
63	OLADIMEJI KAYODE	131	2,230.00
64	J. A. O. OYEBOLA	133	67,826.00
65	D. O. OGUNTUNDE	135	137,800.00
66	HON. SUNDAY OLALEYE	137	3,000.00
67	HON. WAHEED SALAUDEEN	139	3,000.00
68	O. A. YUSUF	141	599.46
69	S. A. IDOWU	143	1,918.10

70	P. F. ADEBOYE	145	1,005.74
71	R. A. SADIQ	147	2,800.00
72	S. O. SOLADEMI	149	3,827.88
73	O. T. ALAMU	151	365.00
74	S. O. ISHOLA	153	9,349.98
75	J. A. OLAJOJU	155	6,468.00
76	T. A. OLADEJI	157	6,303.00
77	A. O. AFOLABI	159	6,468.00
78	E. O. ADEGUN	161	6,177.00
79	S. O. ADEOYE	163	6,303.00
80	OMOWUMI AJAMU	165	85,341.00
81	OGUNDIRAN OLUSANJO	167	139,920.00
82	LAMIDI AJAGBE RTD (CHIEF)	169	1,600.00
83	BABALOLA FRANCIS	171	25,000.00
84	OLADAPO M. KOLAWOLE	173	19,522.00
85	R. K. KAREEM RTD	175	4,576.00
86	R. P. FALEYE	177	1,686.00
87	ATILOLA ABINA	179	35,871.00
88	S. I. SUNDAY	181	45,000.00
89	OYELEYE SUNDAY	183	176,000.00
90	IBRAHIM AJIBOYE	185	15,810.00
91	EEBO JANET	187	26,500.00
92	AFOLABI WENUADE	189	40,590.00
93	OLALEYE ALICE	191	15,810.00
94	TAIWO FELICIA	193	38,868.00
95	OGUNNIRAN KAYODE	197	42,745.00
96	OLAYINKA A. A.	199	29,500.00
97	AKINIYI JOHN OLUSOLA	201	35,858.00
98	AJADI OLUWOLE	203	137,636.00
99	ALABI O. K.	205	58,293.00
100	SEYI MORAKINYO	207	42,742.00
101	ADEGOKE J. A.	209	74,000.00
102	AJAO COMFORT	211	42,745.00
103	M. T. ALALADE	213	74,000.00
104	SOLOMON OYEBEMI	215	106,800.00
105	AYANDIJI KAYODE	217	105,033.00

106	OLASIJI FLORENCE	219	42,745.00
107	HON. IBRAHIM GBODENIYI CHAIRMAN	221	495,000.00
108	OLADOSU AIBINUOMO	223	61,800.00
109	ALADE MARY A.	225	42,000.00
110	AJADI JOHN	227	89,839.00
111	A. A. ODEJOBI	229	104,837.00
112	AJARAT PETER	231	2,895.00
113	ADEGBITE ADERELE	232	120,000.00
	TOTAL		5,163,023.11

SUMMARY OF DEPOSIT ACCOUNT AS AT 31ST DECEMBER, 2018


S/N	NAMES	VOL. 2 PAGES	AMOUNT
1	IYANDA P. O.	1	10,600.00
2	FELICIA ADIO	3	37,000.00
3	OGUNLAREAN J. A.	5	30,000.00
4	AGBOOLA MATHEW	7	37,500.00
5	OLAWUYI ESTHER	9	26,500.00
6	SUNDAY AKANMU	11	8,100.00
7	ATANDA T. M.	16	21,350.00
8	MÖHAMMED FOLORUNSO	17	107,100.00
9	OJO ESTHER	19	7,920.00
10	OLLA FOLASHADE	21	53,003.24
11	ADISA OLABISI	23	2,970.00
12	ADENIRAN OLUFEMI	25	2,970.00
13	ALAGBE ABRAHAM	27	3,886.55
14	POPOOLA S. A.	29	6,450.00
15	ADESINA ISAAC	31	3,889.90
16	OGUNTAYO GODWIN	35	121,900.00
17	ORISAFEMI ISAAC	37	21,200.00
18	OGUNTOYE NATHANIEL	39	95,400.00
19	OLAYINKA TOYIN A.	41	42,300.00
20	ABIOYE BASIRAT	43	35,080.00
21	OJEWOLE ROTIMI T.	45	125,900.00
22	OJO OLUSOLA	47	35,640.00
23	AJAYI OLUGBENGA	49	66,073.27
24	OLANIYI FUNKE	51	66,073.15
25	SHITTU RASHEED	53	68,900.00
26	KRISTILERE JOHN	55	6,450.00
27	OLARINDE ROTIMI	57	23,319.90
28	ALAMU ABRAHAM	59	3,886.55
29	AWONIYI TOYIN GABRIEL	61	22,000.00
30	OLAJIRE OLUKUNLE	63	3,890.55
31	ADEGBOYEGA JOHNSON OLADEJO	65	47,700.00
32	OKE GABRIEL SEUN	67	7,773.22
33	AKANO OLUYEMISI A.	69	77,250.00

34	OPAYELE F. O.	71	111,893.18
35	OWOADE A. I.	73	68,900.00
36	OYEWOLE TAIWO	75	1,766.55
37	OKEYEMI SIMEON	77	31,640.04
38	OJO CHRISTIANAH	79	73,200.00
39	AKANMU EJKUNLE	81	90,100.00
40	AYETORO AJIBOLA O.	83	5,572.00
41	ISHOLA SAKA	85	162,000.00
42	OLATUNBOSUN TUNDE G.	87	48,600.00
	TOTAL		1,823,648.10

SURULERE LOCAL GOVERNMENT, IRESAADU
**BANK RECONCILIATION STATEMENT FOR THE MONTH OF
 DECEMBER, 2018.**

	N	N
Balance as per cash book		62,865,355.67 ✓
Add:		
Unpresented Cheque (Note 1)	1142	
Credit in bank not in cashbook (Note 2)	<u>128175.13</u> ✓	<u>129317.13</u> ✓
SUB TOTAL		62,994,672.80 ✓
LESS:		
Uncredited Cheque (Note 3)	<u>930,382.00</u> 979,517	
Bank Charges (Note 4)	<u>46,865.00</u> 571,375.88	
Debit in Bank not in Cashbook (Note 5)	<u>43,618,568.43</u> <u>53,873,417.21</u>	<u>44,555,515.43</u> <u>54,660,217.71</u>
<i>Balance as per Bank statement</i>		<u>8,334,455.09</u> <u>18,398,857.37</u>
<u>BALANCE AS PER BANK STATEMENT AT 31ST DECEMBER, 2018</u>		

	N
1) Access Bank Account Number 07061000343	860,261.56 ✓
2) Access Bank Account Number 0727886208	1,123,656.35 ✓
? 3) Union Bank Account Number 0040567131 ?	6,152,603.54
4) UBA Bank Account Number 1020160659	<u>197,933.64</u> ✓
	<u>8,334,455.09</u> ✓


 Abioye Basirat Oyeronke
 For: Director of Finance & Supplies

UNPRESENTED CHEQUE NOTE 1

DATE	PV.NO.	DETAILS	AMOUNTS (₦)
	Nil	Nil	Nil

CREDITED IN BANK NOT IN CASH BOOK NOTE 2

DATE	DETAILS	AMOUNT (₦)
28/03/18	RTD Abdulali A.	10,000
07/11/18	Atoyebi Bosede	4200
14/11/18	Issac Oyedokun	50,000
26/11/18	Atoyebi Bodede	5,000
19/12/18	RTD Sangoniyi Joseph O.	58,975.13
		128,175.13

UNCREDITED CHEQUE (NOTE 3)

DATE	DETAILS	TR.NO	AMOUNT (₦)
June	Ayoola Amos	05	5465
June	Ayoola Amos	07	30,000
June	Ayoola Amos	09	54,100
June	Owode Taye	09	6,000
June	Olatubosun	10	9,930
June	Bello Akin W	11	13,000
June	Okeyode Simeon	12	8,000
June	Olugbode F.O	13	34,000
June	Alabi Paul	14	287
June	Olutubosun Tunde	23	7,400
June	Fabode Sunday	25	25,700
June	Engr E.S Adegun	31	200,000
June	Engr E.S Adegun	30	20,000
July	Chief Morakinyo	27	50,000
July	Alagbe Daniel	20	700
July	Yessuff Ademola	19	300,000
August	Chief Adeboeye	19	100,000
September	Bello Abiso Alade	21	2,000
November	Prince BelloA.A	36	40,000
October	Atoyebi Bosede		18,800
October	Atoyebi Bosede		5,000
			930,382 = 979,517

BANK CHARGES (NOTE 4)

BALANCE AS AT 30 TH NOVEMBER 2018		524,510.88
DATE	DETAILS	AMOUNTS ₦
19/12/18	VAT on NIP transfer com	2.50
19/12/18	Common NIP transfer	50.00
19/12/18	VAT on NIP transfer com	2.50
19/12/18	Common on NIP	50.00
11/12/18	VAT chr on Grg	250.00
11/12/18	Chr on Grg	5000
14/12/18	Postal Stamp Duty	50.00
19/12/18	Serv Chrg VAT Chrg	4357.50
19/12/18	Neft Charges	4147.50
19/12/18	Service Charges	16905.00
19/12/18	Neft Charges	15,697.50
21/12/18	VAT on VIP transfer	2.50
21/12/18	Comm. On NIP transfer	50.00
03/12/18	SMS/SMS charges	20.00
18/12/18	Stamp Duty Charges	100.00
27/12/18	Stamp Duty Charges	50.00
27/12/18	Stamp Duty Charges	50.00
31/12/18	SMS/SMS Charges	60.00
18/12/18	AAE102A 1XAAPBSbAAL	20.00
		46 865 = 571,375.88

DEBIT IN BANK NOT IN CASH BOOK (NOTE 5)

DATE	PARTICULAR	CHEQUE NO.	AMOUNT (₦)
26/2/18	Nulge sla	991	1,000,000 ↑
26/2/18	Ologbon	928	57,418.67 ↑
26/2/18	Ologbon	992	1,000,000 ↑
29/03/18	Adegun E.S	995	208,137.95 ↑
03/04/18	Charges Dep	1017	5,319.897 ↑
03/04/18	Oyeleye	1023	2,000,000 ↑
03/04/18	Oyeleye	1024	2,800,000 ↑
03/04/18	Oyeleye	1025	1,200,000 ↑
23/10/18	Cooperative	242	1,000,000 ↑
25/10/18	Oyeleye	303	2,800,000 ↑
06/11/18	MHW	1257	51,014.40 ↑
12/11/18	Charges pensioners	1260	21,493.14 ↑
16/11/18	Oyeleye	1266	100,000 ↑
16/11/18	Oyeleye	1284	330,000 ↑
19/11/18	Oyeleye	1285	134,000 ↑
22/11/18	Oyeleye	1287	30,000 ↑
19/12/18	Transfer	1295	100,000 ↑
01/11/18	Oyeleye	155	1,500,000 ↑
01/11/18	Oyeleye	157	100,000 ↑
01/11/18	Oyeleye	156	300,000 ↑
26/11/18	Oyeleye	160	1,200,000 ↑
26/11/18	Abioye	161	260,000 ↑
01/11/18	Transfer to surulere South (LCDA)		1,162,618.11 ↑
01/11/18	Transfer to surulere North (LCDA)		1,162,618.11 ↑
19/11/18	Abioye	340	3,000,000 ↑
19/11/18	Oyeleye	334	2,500,000 ↑
24/11/18	Oyeleye	337	1,270,000 ↑
21/11/18	Oyeleye	347	200,000 ↑
14/9/18	Oyeleye	1199	2,800,000 ↑
19/12/18	Oyeleye	1311	216,000 ↑
24/12/18	Abioye	1324	699,000 ↑
05/12/18	NNM	297	6,371.05 ↑
21/12/18	Oyeleye	163	500,000 ↑
24/12/18	Oyeleye Ademola	165	100,000 ↑
24/12/18	Abioye	164	2,600,000 ↑
21/12/18	Abioye	371	1,890,000 ↑
21/12/18	Oyeleye	375	3,000,000 ↑
24/12/18	Nulge	372	1,000,000 ↑
			53,873,471.21

43,618,568.43 ↑

28-11-2019

The Director,
Surulere Local Government,
Iresaadu,
Ogbomosho, Oyo State,
Nigeria.

Dear Sir,

RE: CONFIRMATION OF BANK BALANCES IRO SURULERE LOCAL GOVERNMENT, OGBOMOSO.

In response to your letter dated 28/11/2019, requesting for bank balance on your accounts held with Access Bank, kindly find below:


S/N	ACCOUNT NAME	ACCOUNT NUMBER	ACCOUNT BALANCE (2018)
1	SURULERE LG TRADITIONAL VAT ACCOUNT	0727866208	=N= 1,123,656.35K as at 31/12/2018
2	SURULERE L.G TSV AND IGR ACCOUNT	0706100343	=N=860,261.56K as at 31/12/2018

We hope this meets the purpose of your request.

For Access Bank Plc.



Richard Adediji
Relationship Manager


Ade Sofumade
Branch Manager

UBA/OGB/28/11/19/01

November 28, 2019

Director of Finance and Supplies,
Surulere LGA,
Iresaadu,
Oyo State.

Dear Sir,


CERTIFICATE OF BALANCE – SURULERE TRADITIONAL REVENUE ACCOUNT-1020160659

Reference to your letter dated 28th November 2019; we hereby confirm the balance on the above listed account as follows:

ACCOUNT NO	BALANCE AS AT 31-12-2018
1020160659	=N= 197,933.64

This information is given in strict confidence and without any liability on the part of the bank or any of its officials.

Yours faithfully,
For: **UNITED BANK FOR AFRICA PLC**


AUTHORIZED SIGNATORY


AUTHORIZED SIGNATORY