

**SAKI EAST LOCAL GOVERNMENT
AGO-AMODU AND IFELOJU LCDA,
OGBOORO, OYO STATE NIGERIA**

ANNUAL FINANCIAL STATEMENT

AS AT

DECEMBER, 2018

TABLE OF CONTENTS

	Page
1. Table of Contents	2
2. Responsibility of Financial Statement	3
3. Statement of Financial Position	4
4. Statement of Financial Performance	5
5. Cash Flow Statement	6 - 7
6. Statement of Revenue and Expenditure	8
7. Note to the Financial Statement	9 - 29
8. Statement / Analysis of Revenue	30 - 43
9. Statement / Analysis of Expenditure	44 - 113
9. Appendix 1: Bank Reconciliation Statement as at 31 st December. 2018	
10. Appendix II: Bank Certificates as at 31 st December, 2018	


STATEMENT No. 1


RESPONSIBILITY FOR THE PREPARATION AND
PRESENTATION OF FINANCIAL STATEMENTS

These Financial Statements have been prepared by the Council Treasurer of Saki East Local Government of Oyo state in accordance with the provisions of the financial control and Management Act.1958 as amended.

The Financial Statements comply with the Generally Accepted Accounting Principles (GAAP). The Management is statutorily responsible for the institution and maintenance of efficient system of internal control and effective Accounting system, designed to provide reasonable assurance that the transactions carried out and recorded are within the provision of statutory requirements and that the use of all public financial resources by the Local Government were statutorily controlled.

However, to the best of my knowledge and candid opinion, the system of internal control has been operated as prescribed by management throughout the reporting period.


Olawuyi P. O.,
Treasurer.



Date

30/09/2019

We accept responsibility for the integrity of these Financial Statements, the information they contain and their compliance with above mention laws. In our

STATEMENT OF FINANCIAL POSITION AS AT 31ST

DECEMBER, 2018.

		2017		2018	
		₱	₱	₱	₱
ASSETS					
Cash and Cash equivalent		14,760.78		20,986,553.59	
Bank	22	120,796,667.49		28,624,063.76	
Receivable					
Prepayment			/	20,955,824.35	
Inventories					
Advances	23	137,079,573.76	/	168,234,995.29	
A. TOTAL CURRENT ASSET			257,891,002.03		238,801,436.99
Long Term Loans					
Investment	24	3,228,246.00		3,228,246.00	
Property plant & Equipment					
Investment property					
Intangible Assets (STAB. ACCOUNT)	25	100,583,315.08		161,676,315.08	
B. TOTAL NON-CURRENT ASSETS			103,811,561.08		164,904,561.08
C. TOTAL ASSETS (A+B)			361,702,563.11		403,705,998.07
Liabilities					
Deposit	26	15,223,909.45		6,353,302.03	
Short term loan					
Payables				1,417,073.60	
Current portion of borrowing			/		
D. TOTAL CURRENT LIABILITIES			15,223,909.45		7,770,375.63
Non-Current Liabilities			/		
Long Term Loans					
Long Term Borrowings					
E. TOTAL NON-CURRENT LIABILITIES					
F. TOTAL LIABILITIES (D+E)			15,223,909.45		7,770,375.63
G. NET ASSETS/EQUITY (C-F)			346,478,653.66		395,935,622.44
Net Assets/Equity					
Reserves					
Accumulated		346,478,653.66		395,935,622.44	
Minority Interest					
Total Net Assets H = E			346,478,653.66		395,935,622.44

STATEMENT OF FINANCIAL PERFORMANCE FOR THE YEAR ENDED

31ST DECEMBER, 2018.

Actual 2017	Title	Notes	Actual 2018	Final Budget 2018	Variance
	REVENUE				
213,202,728.06	Govt. share of Statutory Allocation	1	444,555,488.01	300,000,000.00	
73,832,642.06	Special Allocation	2	-	73,000,000.00	
40,028,930.10	10% share of State IGR	3	33,870,633.17	55,000,000.00	
326,071,113.82	Government share of Vat	4	399,053,290.67	400,000,000.00	
-	Government share of Excess crude account	5	150,000,000.00	300,000,000.00	
653,135,414.04	A. Total Statutory Revenue		1,027,469,411.85	1,028,000,000.00	
	Independent Revenue				
22,730.00	Personal tax	6	116,230.00	120,000.00	
381,080.00	Licences	7	1,503,800.00	3,479,000.00	
751,290.00	Fees	8	1,220,182.00	3,660,000.00	
2,640.00	Fines	9	Nil	120,000.00	
12,396,000.00	Sales	10	16,333,130.00	82,281,000.00	
25,289,010.00	Earnings	11	1,454,400.00	9,210,000.00	
240,600.00	rent on land and others	12	303,200.00	1,000,000.00	
7,234,064.38	Investment income	13	11,440,057.10	9,000,000.00	
71,287.03	Interest earned	14	22,437.81	1,130,000.00	
46,388,701.41	B. Total Independent Revenue		32,393,436.91	110,000,000.00	
-	Other revenue	-	-	-	
-	Aids and Grants	15	-	-	
-	Capital Dev. Fund Receipt	16	-	-	
-	Other Receipts	17	-	-	
-	C. Total Other Revenue		-	-	
699,524,115.45	Grant Total (A+B+C)		1,059,862,848.76	1,138,000,000.00	
	EXPENDITURE				

SAKI EAST LOCAL GOVERNMENT, AGO – AMODU.

CASHFLOW STATEMENT FOR THE YEAR ENDED 31ST DECEMBER, 2018

Economic Code	Cash flow from Operating Activities	Notes		
			(2017)	(2018)
	Cash inflows:			
110101	Statutory Allocations (NETS)		213,202,728.06	444,555,488.01
110102	Value Added Tax (VAT)		326,071,113.82	399,043,290.67
110103	Excess Crude Oil		-	150,000,000.00
	Paris Club Refund		73,832,642.06	-
110104	10% State IGR		40,028,930.10	33,870,633.17
	Dependent Revenue		653,135,414.04	1,027,469,411.85
130101	Domestic Aids		-	-
130203	Domestic Grants		-	-
130204	Foreign Grants		-	-
140201	Other Capital Receipt		-	-
140301	Domestic Loan/Borrowing		-	-
140302	International Loan/Borrowing		-	-
120101	Direct Tax		22,730.00	116,230.00
120201	Licenses		381,080.00	1,503,800.00

	Total Revenue			699,524,115.45		1,064,307,388.74
	Cash Out Flows:					
210101	Personal Costs		351,188,582.15		334,496,160.14	
220201	Overheads		53,743,155.34		132,344,333.73	
220101	Social Benefits		-		-	
210201	Allowances and Contribution		-		-	
	Grants and Transfer Payment		-		-	
	Total Out Flow from Operating Activities			(404,391,737.49)		(466,840,493.87)
	Net Cash Flow from Operating Activities			294,592,377.96		597,466,894.87
	Cash Flows investing Activities					
	Purchases/Construction of Assets		139,550,340.65		414,061,333.72	
	Gain/Loss on disposal		-			
	Investment		-			
	Loans/Advance Granted		-		31,768,076.74	
	Dividend Received		-			
	Proceeds from the Sales of Fixed Assets		-			
	Net Cash Flow from Investing Activities			(139,550,340.65)		(545,774,386.11)
	Cash Flow from Financing Activities					
	Domestic/Foreign/Other Borrowings		-			
	Interest Payment		-			
	Repayment of Loans		-			
	Capital Grant		-			
	Net Cash Flow from All Activities		-	155,042,037.31		51,692,508.76
	Cash and its equivalent as at		191,436,616.35		346,797,653.66	

STATEMENT NO. 05

- ❖ The Financial Statements was prepared in accordance with the provision of the financial (control and Management) Acts.1958 and in compliance with the generally acceptable Accounting Policies (GAAP).
- ❖ The Accounts are prepared under the historical Cost and cash basis of Accounting. This are no adjustments made to reflect the impact of specific price changes or changes in the general level of price on the financial statements. Conventionally under the cash basis of Accounting. Fixed Assets are not capitalized but were written-off fully in the year of acquisition.
- ❖ Details of General Revenue Balances are disclosed by using of notes in the financial statements of the Local Government.
- ❖ Investments were written-off in the year of acquisition; hence they are stated at historical cost. Investment incomes from securities have been credited accordingly (Notes).
- ❖ Stocks have not been valued as they are expensed in the year of purchase under the cash basis of accounting used in preparing this financial statement.
- ❖ Supporting information for the items presented on the face of the financial statements in the order in which each line is presented and other disclosure or relevant supporting statements include:
 - ❖ Statements of Revenue analyzed by Head.
 - ❖ Statements of Expenditure analyzed by Head.
 - ❖ Bank Reconciliation statements as at 31st December, 2018
 - ❖ Bank certificates / statements as at 31st December, 2018

NOTE 1: - STATUTORY ALLOCATION

NO.	MONTH 201	AMOUNT	
		N	K
a.	February, 2018	27,666,828.67	
b.	March, 2018	28,012,565.30	
c.	May, 2018	46,780,907.89	
d.	June, 2018	58,850,999.51	
e.	August, 2018	52,118,379.02	
f.	September, 2018	103,733,834.60	
g.	October, 2018	44,544,688.48	
h.	November, 2018	39,791,777.83	
i.	December, 2018	43,055,506.71	
	Grand Total	444,555,488.01	

NOTE 3: - 10% SHARE OF STATE INTERNALLY REVENUE GENERATED

NO.	MONTH 201	AMOUNT	
		N	K
a.	February, 2018	3,079,148.47	
b.	March, 2018	3,079,148.47	
c.	May, 2018	3,079,148.47	
d.	June, 2018	6,158,296.94	
e.	August, 2018	3,079,148.47	
f.	September, 2018	6,158,296.94	
g.	October, 2018	3,079,148.47	
h.	November, 2018	3,079,148.47	

NOTE 4: - GOVERNMENT SHARE OF VAT

NO.	MONTH 201	AMOUNT	
		N	K
a.	February, 2018	32,670,547.49	
b.	March, 2018	37,712,978.91	
c.	May, 2018	34,995,546.39	
d.	June, 2018	68,216,040.11	
e.	August, 2018	36,949,992.91	
f.	September, 2018	67,075,390.66	
g.	October, 2018	45,489,230.69	
h.	November, 2018	31,726,649.24	
i.	December, 2018	44,206,914.27	
	Grand Total	399,043,290.67	

NOTE 5: - GOVERNMENT SHARE OF EXCESS CRUDE ACCOUNT

NO.	MONTH	AMOUNT	
		N	K
a.	February, 2018	150,000,000.00	
	Grand Total	150,000,000.00	

NOTE 6: - PERSONAL TAX

NO	PARTICULAR	SAKI EAST	IFELOJU	TOTAL
----	------------	-----------	---------	-------

NOTE 07: - LICENSES

NO	PARTICULARS	SAKI EAST	IFELOJU	TOTAL
a.	Radio & Television License	23,730.00	11,460.00	35,190.00
b.	Hawker/squatter permit	4,000.00	24,620.00	28,620.00
c.	Abattoir / Slaughter License	-	46,970.00	46,970.00
d.	Tractor Hiring Services	560,960.00	-	560,960.00
e.	Liquor License	-	12,500.00	12,500.00
f.	Other Registration	25,000.00	785,110.00	810,110.00
g.	Hackney Permit	-	9,540.00	9,540.00
	Grand Total	613,690.00	890,110.00	1,503,800.00

NOTE 08: - FEES

NO	PARTICULAR	SAKI EAST	IFELOJU	TOTAL
a.	Marriage Registration Fees	37,500.00	20,000.00	57,500.00
b.	Court Sermon	1,200.00	-	1,200.00
c.	Tender Fees	-	3,000.00	3,000.00
d.	Birth and Death Registration Fees	1,750.00	2,500.00	4,250.00
e.	Development Levies	46,770.00	-	46,770.00
f.	Food Control	66,950.00	245,560.00	312,510.00
g.	Other Contract	3,952.00	-	3,952.00

NOTE 10: - SALES

NO	PARTICULAR	SAKI EAST	IFELOJU	TOTAL
a.	Proceed from Sale of Farm produce	135,160.00	-	135,160.00
b.	Sales of Poultry and Animals	14,026,970.00	718,000.00	14,744,970.00
c.	Sales of Tractors and Implements	1,453,000.00	-	1,453,000.00
	Grand Total	15,615,130.00	718,000.00	16,333,130.00

NOTE 11: - EARNINGS

NO	PARTICULAR	SAKI EAST	IFELOJU	TOTAL
a.	Earning from Library Services / CBT	819,400.00	-	819,000.00
b.	Earning From Environmental	-	5,000.00	5,000.00

NOTE 12: - RENT ON LAND AND OTHERS

NO	PARTICULAR	SAKI EAST	IFELOJU	TOTAL
a.	Rent on Government quarters	119,000.00	-	119,000.00
b.	Rent on Shops	80,600.00	-	80,600.00
c.	Rent on Government Properties	-	103,600.00	103,600.00
	Grand Total	199,600.00	103,600.00	303,200.00

NOTE 13: - INVESTMENT INCOME

NO	PARTICULAR	SAKI EAST	IFELOJU	TOTAL
a.	Investment Income	10,694,465.77	745,591.33	11,440,057.10
	Grand Total	10,694,465.77	745,591.33	11,440,057.10

NOTE 14: - INTEREST EARNED

NO	PARTICULAR	SAKI EAST	IFELOJU	TOTAL
-----------	-------------------	------------------	----------------	--------------

NOTE 18: - PERSONAL EMOLUMENT

NO	PARTICULAR	SAKI EAST	IFELOJU	TOTAL
a.	Office of the Chairman	6,763,205.16	-	6,763,205.16
b.	Office of the Secretary	-	-	-
c.	The Council	37,798,871.81	-	37,798,871.81
d.	Office of the Head of Local Government Administration (HLGA)	2,038,208.46	-	2,038,208.46
e.	Administration	63,936,874.98	-	63,936,874.98
f.	Finance and Supplies	16,045,951.29	-	16,045,951.29
g.	Education and Social Services	65,063,579.08	-	65,063,579.08
h.	Primary Health Care	87,293,627.85	-	87,293,627.85
i.	Agriculture and Natural Resources	11,581,827.18	-	11,581,827.18
j.	Works, Housing and Survey	27,182,011.10	-	27,182,011.10
k.	Budget, Planning, Research and Statistics	2,071,011.56	-	2,071,011.56
l.	Environmental	13,527,457.41	-	13,527,457.41

NOTE 20:-

OVERHEAD COST

NO	PARTICULAR	SAKI EAST	IFELOJU	TOTAL
a.	Political Functionaries	27,095,881.50	16,936,400.00	44,032,281.50
b.	Head of Local Government Administration	3,914,000.00	802,000.00	4,716,000.00
c.	Administration	34,424,150.00	6,332,500.00	40,756,650.00
d.	Finance and Supplies	16,029,826.72	5,084,050.00	21,113,876.72
e.	Budget, Planning, Research and Statistics	1,658,000.00	339,000.00	1,997,000.00
f.	Education and Social Services	17,688,760.00	12,484,500.00	30,173,260.00
g.	Works and Housing	6,189,129.13	1,765,000.00	7,954,129.13
h.	Primary Health Care	2,338,500.00	818,000.00	3,156,500.00
i.	Environmental Health Services	3,375,000.00	1,875,000.00	5,250,000.00
j.	Agricultural and Natural Resources	1,848,800.00	505,000.00	2,353,800.00
	Grand Total	85,402,883.73	46,941,450.00	132,344,333.73

**NOTE 21: - CAPITAL PROJECTS / PURCHASE AND
CONSTRUCTION OF ASSETS**

NO	PARTICULAR	SAKI EAST	IFELOJU	TOTAL
a.	Agricultural Development	15,163,998.00	9,72,800.00	24,926,798.00
b.	Livestock	15,769,269.00	-	15,769,269.00
c.	Transportation and Road	264,768,844.75	58,058,675.65	322,827,520.40
d.	General Administration	7,195,689.47	320,000.00	7,515,689.47
e.	Water Resources	222,300.00	-	222,300.00
f.	Information / ICT Centres	765,200.00	-	765,200.00
g.	Recreation Facilities	21,124,132.50	-	21,124,132.50
h.	Town Planning and Estate/Valuation	416,000.00	-	416,000.00
i.	Education	7,245,000.00	17,067,500.00	24,312,500.00
j.	Social Development, Sport / Culture	38,656,900.00	-	38,656,900.00
k.	Primary Health Care	34,404,000.00	7,654,000.00	42,058,000.00
l.	Environmental	8,330,000.00	7,082,000.00	15,412,000.00
	TOTAL	414,061,333.72	99,944,975.65	514,006,309.37

NOTE 22: - CASH AND BANK AS AT 31ST DECEMBER, 2018

NO	PARTICULAR	SAKI EAST	IFELOJU	TOTAL
a.	Cash	30,729.24	20,955,824.35	20,986,553.59
b.	Bank	28,620,606.43	3,457.33	28,624,063.76
	Grand Total	38,651,335.67	20,959,281.68	49,610,617.35

NOTE 23: - ADVANCE SUMMARY AS AT 31ST DECEMBER, 2018

NO.	NAMES	AMOUNT	
		N	K
1.	AdelodunWasiu	260,833.38	
2.	OgunsolaFatimohAdetayo	50,394.49	
3.	Adepoju Peter	84,000.00	
4.	AdeduntanSolagbade	53,000.00	
5.	Oyewumi Malik	224,000.00	
6.	Balogun Rhoda	63,000.00	
7.	Akinola John A. K.	170,000.00	
8.	AdegbijiMadinat	194,550.00	
9.	OlanrewajuYekeen	194,400.00	
10.	OguntayoRasaq	82,300.00	
11.	Adewale Julius Adeyemi	200,300.00	
12.	LasisiKhadijat	194,700.00	
13.	PopoolaBintaAmidat	296,700.00	
14.	AdedunbiTaiye	313,036.66	

NO.	NAMES	AMOUNT	
		N	K
22.	AbdullahiSalawuRasaq	43,300.00	
23.	Ojedokun Peter	149,300.00	
24.	OnaolapoRasheed	274,490.00	
25.	AzeezRisikatAdenike	228,000.00	
26.	Muslim Rasaq O.	224,000.00	
27.	Eniade Emmanuel Adeyemi	386,004.00	
28.	TijaniRisikat	357,850.00	
29.	Idowu J. O.	370,000.00	
30.	Abobade Stephen	374,200.00	
31.	BabatundeRashidat T.	194,300.00	
32.	Ajibade Kola A.	114,861.32	
33.	Folarin Bernice	114,706.40	
34.	GbadamosiGaniyu A.	273,300.00	
35.	AdewoyinHammedeAdewale	194,740.00	
36.	OlonaYemmy Banjo	81,719.92	
37.	AderibigbeArio	7,066.56	
38.	RaheemAkibu	63,000.00	
39.	OgunfunmilayoSoliu	69,000.00	
40.	AdewoyinDapo	186,500.00	
41.	OkeAbigeal	29,300.00	
42.	Oguntona Robert	29,330.00	
43.	OgunyinkaOlalekan	296,700.00	
44.	Moses Oyeleru	224,000.00	
45.	Otolorin Jacob A.	158,008.70	
46.	OnifadeMoshoodAderemi	70,666.64	
47.	Hammed Medinat	51,701.20	

NO.	NAMES	AMOUNT
		N : K
53.	BabalolaOlayemi	267,750.00
54.	Adebayo Omowumi	102,290.00
55.	Ojeniyi Grace	273,100.00
56.	AdenijiJumoke	116,599.98
57.	Adegbola S. A.	2,473.22
58.	OkesolaWasiu	132,146.66
59.	S. O. Salami	1,413.31
60.	Alao Elijah	120,120.00
61.	R. B. Oyetunji	15,899.91
62.	Azeez Ismail	42,400.00
63.	G. O. Aderonmu	106,000.00
64.	RaphealAyodele	199,333.33
65.	Adetunji B. B.	158,999.99
66.	Olayiwola T.A	193,333.33
67.	R. A. Ige	5,888.85
68.	Oguntolualidu	163,800.00
69.	Popoola M. B.	41,222.77
70.	Ogunmola Bola	92,400.00
71.	Ogundokun J. A.	41,222.83
72.	Yusuf Mariam	132,146.66
73.	Hon. Ige Michael	21,539.00
74.	BamideleRashidat	175,253.00
75.	Janet OlajireAlao	22,742.26
76.	Oni E.O.	179,253.00
77.	BashiraAdegoke	53,386.60
78.	AjenifujaAkeem	128,259.99
79.	Afolabi John	84,800.00

NO.	NAMES	AMOUNT
		N : K
84	R.I. Idowu	194,333.33
85	Siyanbolamattew	93,279.96
86	OjoyeRisikat	112,713.31
87	Rajiuthman	127,200.00
88	Audushittuafusat	128,259.99
89	Fajimiolalekan	73,546.00
90	Adedejiadeyemi	120,456.65
91	Gbolaseremoroof	51,566.64
92	Adebowalenike	120,456.65
93	Okanlawon John	79,500.00
94	OlaosokoOlaniyi	164,300.00
95.	Adeniran A.O.	11,651.36
96.	Adepoju Nike	120,486.65
97.	Ayandokun Isaac	106,000.00
98.	Adejuwon Johnson	174,900.00
99.	LawalRasheed	109,513.45
100.	EgunwaleFiyinfoLuwa	108,680.00
101	AdedokunKemi	84,500.00

NO.	NAMES	AMOUNT
		N : K
115.	OlasindeFatimo	97,168.63
116	Oyadiran Victoria	34,979.91
117	AdedoyinBunmi	37,100.00
118.	T.D. Hussein	34,979.91
119.	OgundepoAderemi W.	41,199.49
120.	F.A. Oyedemi	34,979.91
121.	Korede A.F.	135,443.43
122.	Adeola Rebecca	74,320.00
123.	Idowu E. Oluwatoyin	128,259.99
124.	Adeniyi J.A.	7,773.78
125.	OkeniyiOkemola	200,220.00
126.	Olukokun S.F.	180,200.00
127.	GaniyuSukurat	136,033.33
128.	AdelekeDorcas	136,033.33
129.	Babarinde Moses	185,500.00
130.	Oyeterolkeoye	132,146.66
131.	Ogundiya S.O	199,333.33
132.	Fatokun victoria B.	39,143.45
133.	Salami Fatimo	48,326.59
134.	TijaniMusiliat	139,920.00
135.	Yusuf Afusat	139,920.00
136.	LawalAkeem	84,800.00
137.	OladokunAfusat	69,959.99
138.	Busari A.A	53,000.96
139.	J.G Adebayo	129,555.51
140.	B.A. Adedeji	89,393.00

NOTE 24: -

INVESTMENTS

NO	NAME OF COMPANY	CERTIFICATE NO.	NUMBER OF SHARES	PRICE PER UNIT	TOTAL N : K
1.	Trans International Bank	75,860.00	50,000.00	50k	25,000.00
2.	Trans International Bank	148,880.00	16,666.00	50k	8,333.00
3.	Trans International Bank	210,788.00	13,333.00	50k	6,666.50
4.	Trans International Bank	290,649.00	39,999.00	50k	19,999.50
5.	NAL Mechanic Bank	14,390.00	50,000.00	50k	25,000.00
6.	NAL Mechanic Bank	12,799.05	12,500.00	50k	6,250.00
7.	NAL Mechanic Bank	18,816.94	12,500.00	50k	6,250.00
8.	NAL Mechanic Bank	16,187.86	45,220.00	50k	22,610.00
9.	Compole Nig. Ltd.	036	250,000.00	50k	125,000.00
10.	Sepeteri Micro Finance Bank	216	250,000.00	N1	250,000.00
11.	Sepeteri Micro Finance Bank	000020	1,818,182.00	N1	1,818,182.00
12.	Spring Bank Plc.	10,562.28	47,196.00	50k	23,598.00
13.	Wema Bank Plc.	7,616.93	1,782,714.00	50k	891,357.00
Grand Total					3,228,246.00

NOTE 25: -

OTHER ACCOUNTS

NO	PARTICULAR	SAKI EAST	IFELOJU	TOTAL
a.	Fixed Deposit Balance (IGR Current Account)	12,000,000.00	-	12,000,000.00
b.	Fixed Deposit Balance	84,000,000.00	45,337,928.45	129,337,928.45

**NOTE 26: - SUMMARY OF DEPOSIT
AS AT 31ST DECEMBER, 2018**

NO.	PARTICULARS	AMOUNT	
		N	K
1.	Azeez Sulaiman Giwa	23,100.00	
2.	Popoola Binta Amidat	9,960.00	
3.	Dauda Abdullahi Dimeji	2,364.00	
4.	Ojedokun Peter Babalola	36,300.00	
5.	Olaseni Alabi Charllote	7,240.00	
6.	Tiamiyu Rahman Oyedokun	6,600.00	
7.	Folarin Bernice Adewumi	24,260.00	
8.	Ojo Joel Adeola	5,900.00	
9.	Tijani Ismail Olusola	12,900.00	
10.	Badru Taofeeq Oluremi	13,200.00	
11.	Tijanil siaka Abiodun	19,800.00	
12.	Dada Emmanuel Oluwadare	14,900.00	
13.	Adegunwa Ronke Funmilayo	60.00	
14.	Azeez Wahab Folorunso	9,900.00	
15.	Adeola Charlotte A.	2,420.00	
16.	Ailako Esther	9,680.00	
17.	Adewoyin Ayoola	13,200.00	
18.	Omotoso Dorcas Olufunke	19,680.00	
19.	Oladeji Christiana Olaoti	9,900.00	
20.	Adeniran Medinat Nike	2,400.00	
21.	Adedokun Clara A.	78.00	
22.	Adebayo Esther F.	2,640.00	
23.	Adekunle Dauda Ademola	605.00	
24.	Owolabi Risikat	610.00	

NO.	NAMES	AMOUNT
		N : K
115.	OlasindeFatimo	97,168.63
116	Oyadiran Victoria	34,979.91
117	AdedoyinBunmi	37,100.00
118.	T.D. Hussein	34,979.91
119.	OgundepoAderemi W.	41,199.49
120.	F.A. Oyedemi	34,979.91
121.	Korede A.F.	135,443.43
122.	Adeola Rebecca	74,320.00
123.	Idowu E. Oluwatoyin	128,259.99
124.	Adeniyi J.A.	7,773.78
125.	OkeniyiOkemola	200,220.00
126.	Olukokun S.F.	180,200.00
127.	GaniyuSukurat	136,033.33
128.	AdelekeDorcas	136,033.33
129.	Babarinde Moses	185,500.00
130.	Oyeterolkeoye	132,146.66
131.	Ogundiya S.O	199,333.33
132.	Fatokun victoria B.	39,143.45
133.	Salami Fatimo	48,326.59
134.	TijaniMusiliat	139,920.00
135.	Yusuf Afusat	139,920.00
136.	LawalAkeem	84,800.00
137.	OladokunAfusat	69,959.99
138.	Busari A.A	53,000.96
139.	J.G Adebayo	129,555.51
140.	B.A. Adedeji	89,393.00

NOTE 24: -

INVESTMENTS

NO	NAME OF COMPANY	CERTIFICATE NO.	NUMBER OF SHARES	PRICE PER UNIT	TOTAL N : K
1.	Trans International Bank	75,860.00	50,000.00	50k	25,000.00
2.	Trans International Bank	148,880.00	16,666.00	50k	8,333.00
3.	Trans International Bank	210,788.00	13,333.00	50k	6,666.50
4.	Trans International Bank	290,649.00	39,999.00	50k	19,999.50
5.	NAL Mechanic Bank	14,390.00	50,000.00	50k	25,000.00
6.	NAL Mechanic Bank	12,799.05	12,500.00	50k	6,250.00
7.	NAL Mechanic Bank	18,816.94	12,500.00	50k	6,250.00
8.	NAL Mechanic Bank	16,187.86	45,220.00	50k	22,610.00
9.	Compole Nig. Ltd.	036	250,000.00	50k	125,000.00
10.	Sepeteri Micro Finance Bank	216	250,000.00	N1	250,000.00
11.	Sepeteri Micro Finance Bank	000020	1,818,182.00	N1	1,818,182.00
12.	Spring Bank Plc.	10,562.28	47,196.00	50k	23,598.00
13.	Wema Bank Plc.	7,616.93	1,782,714.00	50k	891,357.00
	Grand Total				3,228,246.00

NOTE 25: -

OTHER ACCOUNTS

NO	PARTICULAR	SAKI EAST	IFELOJU	TOTAL
a.	Fixed Deposit Balance (IGR Current Account)	12,000,000.00	-	12,000,000.00
b.	Fixed Deposit Balance	84,000,000.00	45,337,928.45	129,337,928.45

**NOTE 26: - SUMMARY OF DEPOSIT
AS AT 31ST DECEMBER, 2018**

NO.	PARTICULARS	AMOUNT	
		N	K
1.	Azeez Sulaiman Giwa	23,100.00	
2.	Popoola Binta Amidat	9,960.00	
3.	Dauda Abdullahi Dimeji	2,364.00	
4.	Ojedokun Peter Babalola	36,300.00	
5.	Olaseni Alabi Charlote	7,240.00	
6.	Tiamiyu Rahman Oyedokun	6,600.00	
7.	Folarin Bernice Adewumi	24,260.00	
8.	Ojo Joel Adeola	5,900.00	
9.	Tijani Ismail Olusola	12,900.00	
10.	Badru Taofeeq Oluremi	13,200.00	
11.	Tijanil siaka Abiodun	19,800.00	
12.	Dada Emmanuel Oluwadare	14,900.00	
13.	Adegunwa Ronke Funmilayo	60.00	
14.	Azeez Wahab Folorunso	9,900.00	
15.	Adeola Charlotte A.	2,420.00	
16.	Ailako Esther	9,680.00	
17.	Adewoyin Ayoola	13,200.00	
18.	Ometayo Daramola Olufemi		

NO.	PARTICULARS	AMOUNT	
		N	K
30.	Simeon Johnson	2,100.00	
31.	Owoade Adijat A.	7,260.00	
32.	Olurin Eebo	2,750.00	
33.	Popoola Taiwo L.	9,740.00	
34.	Lawal Dauda	36,300.00	
35.	Ewegbenro Ayobami B.	18,600.00	
36.	Salami Sulaiman	14,520.00	
37.	Titilola Moses	26,620.00	
38.	Hammed Wasiu Popoola	26,620.00	
39.	Alab iMojisade	26,620.00	
40.	Abidiesin Rukayat	26,620.00	
41.	VAT	4,038,266.05	
42.	WHT	1,824,021.98	
	Grand Total	6,353,302.03	

GENERAL ADMINISTRATION (OVERHEAD COST)

NO	PARTICULAR	SAKI EAST	IFELOJU	TOTAL
a.	Political Functionaries	27,095,881.50	16,936,400.00	44,032,281.50
b.	Head of Local Government Administration	3,914,000.00	802,000.00	4,716,000
c.	Administrative Department	34,424,150.00	6,332,500.00	40,756,650.00
d.	Finance and Supplies Department	16,029,826.72	5,084,050.00	21,113,876.72
e.	Budget, Planning, Research and Statistics	1,658,000.00	339,000.00	1,997,000.00
	GRAND TOTAL	83,121,858.22	29,493,950.00	112,615,808.22

EDUCATION AND SOCIAL SERVICES (OVERHEAD COST)

NO	PARTICULAR	SAKI EAST	IFELOJU	TOTAL
a.	Education	17,688,760.00	12,484,500.00	30,173,260.00
	Grand Total	17,688,760.00	12,484,500.00	30,173,260.00

WORKS, HOUSING AND SURVEY (OVERHEAD COST)

NO	PARTICULAR	SAKI EAST	IFELOJU	TOTAL
a.	Works	6,189,129.13	1,765,000.00	7,954,129.13
	Grand Total	6,189,129.13	1,765,000.00	7,954,129.13

PRIMARY HEALTH CARE SERVICES (OVERHEAD COST)

NO	PARTICULAR	SAKI EAST	IFELOJU	TOTAL
a.	Primary Health Care	2,338,500.00	818,000.00	3,156,500.00
b.	Environmental Health Services	3,375,000.00	1,875,000.00	5,250,000.00
	Grand Total	5,713,500.00	2,693,000.00	8,406,500.00

AGRICULTURAL AND NATURAL RESOURCES (OVERHEAD COST)

REVENUE BALANCES

NO	PARTICULAR	SAKI EAST	IFELOJU	TOTAL
a.	Opening Balance 01/01/2018	346,478,653.66	319,000.00	346,797,653.66
b.	Add: Revenue for the year	1,054,655,917.43	3,406,931.33	1,059,862,848.76
	Sub-Total	1,402,934,571.09	3,725,931.33	1,406,660,502.42
c.	Less: Expenditure	863,838,845.33	146,886,425.65	1,010,724,879.98
	General Revenue Balance	-	-	395,935,622.44

POLITICAL FUNCTIONARIES

ITEMS	PERSONNEL EMOLUMENT	OVERHEAD COST	TOTAL
Office of the Chairman	6,763,205.16	38,463,781.50	45,226,986.66
Office of the Secretary	-	1,116,000.00	1,116,000.00
The Council	37,798,871.81	2,006,000.00	39,804,871.81
Internal Auditor	1,193,534.26	1,434,500.00	2,628,034.26
Total	45,755,611.23	43,020,281.50	88,775,892.73

GENERAL ADMINISTRATION

DEPARTMENTS	PERSONNEL EMOLUMENT	OVERHEAD COST	TOTAL
Head of Local Government Administration	2,038,208.46	4,716,000.00	6,754,208.46
Administration and General Services	63,936,874.98	40,756,650.00	104,693,524.98
Finance & Supplies	16,045,951.29	21,113,876.72	37,159,828.01
Budget, Planning, Research and Statistics	2,071,011.56	1,997,000.00	4,068,011.56
Grand Total	84,092,046.29	68,583,526.72	152,675,573.01

PRIMARY HEALTH CARE SERVICE

DEPARTMENTS	PERSONNEL EMOLUMENT	OVERHEAD COST	TOTAL
Primary Health Care	87,293,627.85	3,156,500.00	90,450,127.85
Environmental Health Services	13,527,457.41	5,250,000.00	18,777,457.41
Grand Total	100,821,085.26	8,406,500.00	109,227,585.26

WORKS, HOUSING AND LAND SURVEY

DEPARTMENTS	PERSONNEL EMOLUMENT	OVERHEAD COST	TOTAL
Works	27,182,011.10	7,954,129.13	35,136,140.23
Grand Total	27,182,011.10	7,954,129.13	35,136,140.23

EDUCATION AND SOCIAL SERVICES

DEPARTMENTS	PERSONNEL EMOLUMENT	OVERHEAD COST	TOTAL
Education	65,063,579.08	30,173,260.00	95,236.839.08
Grand Total	65,063,579.08	30,173,260.00	95,236.839.08

AGRICULTURAL AND NATURAL RESOURCES

DEPARTMENTS	PERSONNEL EMOLUMENT	OVERHEAD COST	TOTAL
Agric	11,581,827.18	2,358,800.00	13,940,627.18
Grand Total	11,581,827.18	2,358,800.00	13,940,627.18

INTERALLY GENERATED REVENUE

NO.	PARTICULARS	AMOUNT		IFELOJU	TOTAL
		N	k		
a.	Taxes	72,660.00		43,570.00	116,230.00
b.	Local Licences,	613,690.00		890,110.00	1,503.800.00

**DEPARTMENT OF GENERAL ADMINISTRATION -
(ADMINISTRATIVE CODE--012500100100)**

ECONOMIC CODE	REVENUE ITEMS	APPROVED - ESTIMATES 2018	SAKI EAST ACTUAL REVENUE JAN- DEC., 2018	IFELOJU ACTUAL REVENUE JAN- DEC., 2018	TOTAL
1	REVENUE				
12	INDEPENDENT REVENUE				
120204	FEES - GENERAL				
12020418	MARRIAGE/DIVORCE FEES	150,000.00	37,500.00	20,000.00	57,500.00
12020426	COURT SUMMONS FEES	0.00	1,200.00	-	1,200.00
12020444	BURIAL FEES	0.00	0.00		
12020445	CHANGE OF OWNERSHIP FEES	0.00	0.00		
	SUB TOTAL	150,000.00	38,700.00	20,000.00	58,700.00
120205	FINES - GENERAL	0.00	0.00	0.00	0.00
12020501	FINES/PENALTIES	0.00	0.00	0.00	0.00
12020502	COURT FINES (CUSTOMARY CURT PROBATE)	20,000.00	0.00	0.00	0.00
	SUB TOTAL	20,000.00	0.00	0.00	0.00
120206	SALES - GENERAL	0.00	0.00	0.00	0.00
12020604	SALES OF STORES/SCRAPS/UNSERVICABLE ITEMS	0.00	0.00	0.00	0.00
12020611	PROCEEDS FROM SALES OF GOVT. VEHICLES	0.00	0.00	0.00	0.00
12020620	SALES OF OTHER GOVERNMENT PROPERTY	0.00	0.00	0.00	0.00
	SUB TOTAL	0.00	0.00	0.00	0.00
120207	EARNINGS - GENERAL			0.00	0.00
12020704	EARNINGS FROM THE USE OF GOVT. VEHICLES	0.00		0.00	0.00
12020705	EARNINGS FROM THE USE OF GOVT. HALLS	100,000.00		0.00	0.00
12020728	EARNINGS FROM AFFIDAVITS AND	0.00		0.00	0.00

DEPARTMENT OF AGRICULTURE AND NATURAL RESOURCES -(ADMINISTRATIVE CODE--
021500100100)

ECONOMIC CODE	REVENUE ITEMS	APPROVED ESTIMATES 2018	SAKI EAST ACTUAL REVENUE JAN- DEC., 2018	IFELOJU ACTUAL REVENUE JAN- DEC., 2018	TOTAL
1	REVENUE				
12	INDEPENDENT REVENUE				
1202	NON-TAX REVENUE				
120201	LICENCES - GENERAL				
12020126	TRACTOR HIRING SERVICES	2,500,000.00	560,960.00	0.00	560,960.00
12020138	FORESTRY/TIMBER LICENCE				
	SUB TOTAL	2,500,000.00	560,960.00	0.00	560,960.00
120204	FEES - GENERAL				
12020446	AGRICULTURAL/VETERINARY SERVICES FEES			0.00	0.00
12020451	TIMBER AND FOREST FEES			0.00	0.00
	SUB TOTAL		0.00	0.00	0.00
120206	SALES - GENERAL				
12020608	SALES OF IMPROVED SEEDS/CHEMICAL				
12020609	PROCEEDS FROM SALES OF FARM PRODUCE	4,500,000.00	135,160.00	0.00	135,160.00
12020616	SALES OF HIDES & SKINS AND OTHER PRODUCTS			0.00	0.00
12020617	SALES OF POULTRY AND ANIMALS	61,000,000.00	14,026,970.00	718,000.00	14,744,970.00
12020618	SALE OF FISHERY PRODUCTS	500,000.00		0.00	0.00
12020620	SALES FERTILIZERS			0.00	0.00
12020627	SALES OF AGRICULTURAL INPUTS			0.00	0.00
12020628	SALES OF TRACTORS AND IMPLEMENTS	16,281,000.00	1,453,000.00	0.00	1,453,000.00
	SUB TOTAL	82,281,000.00	15,615,130.00	718,000.00	16,333,130.00
120207	EARNINGS - GENERAL				

DEPARTMENT OF FINANCE AND SUPPLIES -
(ADMINISTRATIVE CODE--022000100100)

ECONOMIC CODE	REVENUE DETAILS	APPROVED ESTIMATES 2018	SAKI EAST ACTUAL REVENUE JAN- DEC., 2018	IFELOJU ACTUAL REVENUE JAN- DEC., 2018	TOTAL
1	REVENUE				
11	GOVERNMENT SHARE OF FAAC (STATUTORY REVENUE)	0.00	0.00	0.00	0.00
1101	GOVERNMENT SHARE OF FAAC (STATUTORY REVENUE)	0.00	0.00	0.00	0.00
110101	GOVERNMENT SHARE OF FAAC	0.00	0.00	0.00	0.00
11010101	STATUTORY ALLOCATION	300,000,000.00	444,555,488.01	0.00	0.00
11010104	FAAC SPECIAL ALLOCATIONS (PARIS CLUB REFUND)		0.00	0.00	0.00
11010105	RECEIPT OF SHARE OF STATE IGR	50,000,000.00	33,870,633.17	0.00	0.00
110102	GOVERNMENT SHARE OF VAT			0.00	0.00
11010201	SHARE OF VAT	400,000,000.00	399,043,290.67	0.00	0.00
110103	GOVERNMENT SHARE OF EXCESS CRUDE ACCOUNT			0.00	0.00
11010303	EXCESS CRUDE	300,000,000.00	150,000,000.00	0.00	0.00
	TOTAL	1,050,000,000.00	1,027,469,411.85	0.00	0.00

DEPARTMENT OF FINANCE AND SUPPLIES -
(ADMINISTRATIVE CODE--022000100100)

ECONOMIC CODE	REVENUE ITEMS	APPROVED ESTIMATES 2018	SAKI EAST ACTUAL REVENUE JAN- DEC., 2018	IFELOJU ACTUAL REVENUE JAN- DEC., 2018	TOTAL
12	INDEPENDENT REVENUE				
1201	TAX REVENUE				
120101	PERSONAL TAXES				
12010101	COMMUNITY DEVELOPMENT/POLL TAX	40,000.00	25,800.00	13,620.00	39,420.00
12010102	ARREARS OF COMMUNITY/POLL TAX	20,000.00	0.00		
12010104	STAMP DUTY				
12010105	POOL BETTING TAX				
12010106	DEVELOPMENT TAX/LEVY	60,000.00	46,860.00	29,950.00	76,810.00
12010107	CAPITAL GAIN TAX				
12010108	LIVESTOCK TAX				
12010109	OTHER SERVICE TAXES				
	TOTAL TAX REVENUE	120,000.00	72,660.00	43,570.00	116,230.00
1202	NON-TAX REVENUE				
120201	LICENCES - GENERAL				
12020105	RADIO/TELEVISION LICENCES	30,000.00	23,730.00	11,460.00	35,190.00
12020107	BOATS CANOE (SMALL CRAFT) LICENCE				
12020111	BAKE HOUSE LICENCE				
12020112	BICYCLES LICENSE & HIRE PERMITS	20,000.00	0.00		
12020113	BRICKMAKING ETC LICENCE				
12020114	CART/TRUCK LICENSES				
12020115	DANE GUN				
12020116	CATTLE DEALER LICENSES	50,000.00			
12020117	DRIED FISH AND MEAT LICENCES	20,000.00			
12020118	PET (DOG) LICENSES				
12020119	FISHING PERMITS				
12020120	HAWKERS /SQUARTERS PERMITS	80,000.00	4,000.00	24,620.00	28,620.00
12020121	HUNTING PERMITS				
12020122	PRODUCE BUYING				

12020130	CINEMATOGRAPH LICENSES				
12020131	LIQUOR LICENSES	20,000.00	0.00	12,500.00	12,500.00
12020132	MOTORCYCLE LICENCE				
12020137	TRADE PERMIT LICENSES				
12020138	HACKNEY PERMIT				
12020140	LOTTERY PERMIT				
12020150	COLD ROOM LICENCE				
12020157	OTHER REGISTRATIONS (Quary,Artisans,others)	559,000.00	25,000.00	785,110.00	810,110.00
	TOTAL LICENCE GENERAL	829,033.00	52,730.00	880,660.00	933,390.00
120204	FEES - GENERAL				
12020404	TRADE UNION FEES				
12020417	CONTRACTOR REGISTRATION FEES	500,000.00			
12020419	ATTESTATION OF BACHELORHOOD & SPINSTERHOOD FEES				
12020425	DISINFECTION OF PRODUCE FEES				
12020427	TENDER FEES	500,000.00			
12020436	BILL BOARD ADVERTISEMENT FEES				
12020442	ASSOCIATION FEES				
12020443	BIRTH & DEATH REGISTRATION FEES	10,000.00	1,750.00	2,500.00	4,250.00
12020448	DEVELOPMENT LEVIES	100,000.00	46,770.00		46,770.00
12020449	BUSINESS/TRADE OPERATING FEES(Control of Food Stuff)	700,000.00	66,950.00	245,560.00	312,510.00
12020454	PARKING FEES		0.00		
12020467	HAULAGE FEES				
12020474	OTHER CONTRACT FEES(2%LGT on contract)				
12020478	WORKSHOP FEES		3,752.00	0	3,752.00
	SUB-TOTAL	1,810,000.00	119,222.00	248,060.00	367,282.00
120206	SALES - GENERAL				
12020607	SALES OF CONSULTANCY REGISTRATION FORMS				
12020610	PROCEEDS FROM SALES OF GOODS BY PUBLIC AUCTIONS				
	SUB-TOTAL				
120207	SALES - GENERAL				

12020711	EARNING FROM COMMERCIAL ACTIVITIES	500,000.00			
12020721	EARNINGS FROM ADVERTS AND RIGHTS				
12020722	EARNINGS FROM CATERING SERVICES				
12020733	EARNINGS FROM PPP				
12020734	EARNINGS FROM SHARES AND STOCK				
	SUB-TOTAL	560,034.00	0.00		
120208	RENT ON GOVERNMENT BUILDINGS - GENERAL				
12020801	RENT ON GOVT. QUARTERS	200,000.00	119,000.00		119,000.00
12020802	RENT ON GOVT. OFFICES				
12020803	RENT ON GOVT BUILDINGS				
12020804	RENT ON CONFERENCE CENTRES/GOVERNMENT HALL	500,000.00			
	SUB-TOTAL	700,000.00	119,000.00	0	119,000.00

DEPARTMENT OF FINANCE AND SUPPLIES -
(ADMINISTRATIVE CODE---022000100100)

ECONOMIC CODE	REVENUE ITEMS	APPROVED ESTIMATES 2018	SAKI EAST ACTUAL REVENUE JAN- DEC., 2018	IFELOJU ACTUAL REVENUE JAN- DEC., 2018	TOTAL
120211	INVESTMENT INCOME				
12021101	OPERATING SURPLUS				
12021102	DIVIDEND RECEIVED	0.00	93,070.00		
12021103	OTHER INVESTMENTS INCOME(FIXED DEPOSIT)	9,000,000.00	10,694,465.77	745,591.33	11,440,057.01
	SUB-TOTAL	9,000,000.00	10,787,535.77	745,591.33	11,440,057.01
120212	INTEREST EARNED				
12021201	MOTOR VEHICLE ADVANCES				
12021203	REFURBISHING LOAN	230,000.00			
12021204	FURNITURE LOAN				
12021205	INTEREST ON HOUSING LOAN				
12021206	INTEREST ON LOANS TO				
12021207	INTEREST ON LOANS TO LGAs				
12021208	INTEREST ON LOANS TO GOVERNMENT OWNED COMPANIES				
12021209	INTEREST ON DEBENTURE LOANS				
12021210	BANK INTEREST	900,000.00	22,437.81	0	22,437.81
	SUB-TOTAL	1,130,000.00	22,437.81	0	22,437.81
	TOTAL INDEPENDENT REVENUE	14,199,000.00	11,080,515.58	1,917,881.33	12,879,396.91
13	AID AND GRANTS	0	0	0	0
1301	AID	0	0	0	0
130101	DOMESTIC AIDS	0	0	0	0
13010101	DOMESTIC AIDS	0	0	0	0
	SUB-TOTAL	0	0	0	0
130203	DOMESTIC GRANTS	0	0	0	0
13020301	DOMESTIC GRANTS	0	0	0	0
13020303	ENDOWMENT INCOME	0	0	0	0
	SUB-TOTAL	0	0	0	0
130204	FOREIGN GRANTS	0	0	0	0
13020401	FOREIGN GRANTS	0	0	0	0
	SUB-TOTAL	0	0	0	0
	TOTAL AIDS AND	0	0	0	0

DEPARTMENT OF FINANCE AND SUPPLIES -
(ADMINISTRATIVE CODE---022000100100)

ECONOMIC CODE	REVENUE ITEMS	APPROVED ESTIMATES 2018	SAKI EAST ACTUAL REVENUE JAN- DEC., 2018	IFELOJU ACTUAL REVENUE JAN- DEC., 2018	TOTAL
14	CAPITAL DEVELOPMENT FUND (CDF) RECEIPTS	0	0	0	0
140201	OTHER CAPITAL RECEIPTS	0	0	0	0
140401	FOREIGN DEBT FORGIVENESS	0	0	0	0
14040101	FOREIGN DEBT FORGIVENESS	0	0	0	0
	SUB-TOTAL	0	0	0	0
140402	DOMESTIC DEBT FORGIVENESS	0	0	0	0
14040201	DOMESTIC DEBT FORGIVENESS	0	0	0	0
	SUB-TOTAL	0	0	0	0
140501	GAIN ON DISPOSAL OF ASSET - PPE	0	0	0	0
14050101	GAIN ON DISPOSAL OF ASSET - PPE	0	0	0	0
	SUB-TOTAL	0	0	0	0
140502	GAIN ON DISPOSAL OF ASSET - INVESTMENT PROPERTY	0	0	0	0
14050201	GAIN ON DISPOSAL OF ASSET - INVESTMENT PROPERTY	0	0	0	0
	SUB-TOTAL	0	0	0	0
140601	MINORITY INTEREST SHARE OF SURPLUS	0	0	0	0
14060101	MINORITY INTEREST SHARE OF SURPLUS	0	0	0	0
	SUB-TOTAL	0	0	0	0
140701	EXTRAORDINARY ITEMS	0	0	0	0
14070101	EXTRAORDINARY ITEMS	0	0	0	0
14070102	UNSPECIFIED REVENUE	0	0	0	0
14070103	RECOVERIES(STOLEN & OTHER FUNDS)	0	0	0	0
	SUB-TOTAL	0	0	0	0
	TOTAL CAPITAL DEVELOPMENT FUND	0	0	0	0
	GRAND-TOTAL	0	11,080,515.58	1,197,881.33	12,278,396.91

**DEPARTMENT OF BUDGET, PLANNING, RESEARCH AND STATISTICS -(ADMINISTRATIVE CODE---
022000300100)**

ECONOMIC CODE	REVENUE ITEMS	APPROVED ESTIMATES 2018	SAKI EAST ACTUAL REVENUE JAN- DEC., 2018	IFELOJU ACTUAL REVENUE JAN- DEC., 2018	TOTAL
1	REVENUE		0.00	0.00	0.00
12	INDEPENDENT REVENUE		0.00	0.00	0.00
1202	NON-TAX REVENUE		0.00	0.00	0.00
120207	SUB TOTAL		0.00	0.00	0.00
12020714	EARNINGS FROM ICT SERVICES	4,500,000.00	0.00	0.00	0.00
	SUB TOTAL	4,500,000.00	0.00	0.00	0.00

DEPARTMENT OF COMMUNITY DEVELOPMENT AND CULTURE -(ADMINISTRATIVE CODE---
055100300100)

ECONOMIC CODE	REVENUE ITEMS	APPROVED ESTIMATES 2018	SAKI EAST ACTUAL REVENUE JAN- DEC., 2018	IFELOJU ACTUAL REVENUE JAN- DEC., 2018	TOTAL
1	REVENUE				
12	INDEPENDENT REVENUE				
1202	NON-TAX REVENUE				
120201	LICENCES - GENERAL				
12020109	REGISTRATION OF VOLUNTARY ORGANIZATIONS	100,000.00	0.00	0.00	0.00
	SUB TOTAL	100,000.00	0.00	0.00	0.00
120204	FEES - GENERAL		0.00	0.00	0.00
12020476	CERTIFICATE OF INDIGENESHIP	1,500,000.00	750,000.00	0.00	750,000.00
	SUB TOTAL	1,500,000.00	750,000.00	0.00	750,000.00
120206	SALES - GENERAL				
12020601	SALES OF JOURNAL & PUBLICATIONS	0.00	0.00	0.00	0.00
12020602	SALES OF BOOKS	0.00	0.00	0.00	0.00
12020603	SALES OF ID CARDS	0.00	0.00	0.00	0.00
	SUB TOTAL	0.00	0.00	0.00	0.00
120207	EARNINGS - GENERAL				
12020709	EARNINGS FROM TOURISM/CULTURE/ARTS CENTRES	0.00	0.00	0.00	0.00
12020713	EARNING FROM LIBRARY SERVICES	0.00	819,400.00	0.00	819,400.00
	SUB TOTAL	0.00	819,400.00	0.00	819,400.00
	GRAND TOTAL	1,600,000.00	1,569,400.00	0.00	1,569,400.00

DEPARTMENT OF WORKS AND HOUSING...

ADMINISTRATIVE CODE -023400100100

ECONOMIC CODE	REVENUE ITEMS	APPROVED ESTIMATES 2018	SAKI EAST ACTUAL REVENUE JAN- DEC., 2018	IFELOJU ACTUAL REVENUE JAN- DEC., 2018	TOTAL
12	REVENUE				
120204	FEES - GENERAL				
12020437	DEED PREPARATION/REGISTRATION FEES	0.00	0.00	0.00	0.00
12020438	SURVEY/PLANNING/BUILDING FEES	0.00	0.00	0.00	0.00
12020447	LAND USE FEES	0.00	0.00	0.00	0.00
12020453	APPLICATIONS FEES	0.00	0.00	0.00	0.00
12020458	FORM FEES	50,000.00	0.00	0.00	0.00
12020461	TITLE TRANSFER FEES	0.00	0.00	0.00	0.00
12020462	PUBLICATION FEES	0.00	0.00	0.00	0.00
12020463	HOSPITAL SERVICE REGISTRATION FEES	0.00	0.00	0.00	0.00
12020464	HOSPITAL SERVICE CHARGES	0.00	0.00	0.00	0.00
12020481	PLOT ALLOCATION & LAYOUT FEES	100,000.00	0.00	0.00	0.00
12020490	TENEMENT RATES	0.00	0.00	0.00	0.00
12020493	STREET NAMING FEES	50,000.00	41,000.00	0.00	41,000.00
	SUB-TOTAL	200,000.00	41,000.00	0.00	41,000.00
120206	SALES - GENERAL				
12020614	PROCEED FROM SALES OF GOVT. BUILDINGS	0.00	0.00	0.00	0.00
	SUB-TOTAL	0.00	0.00	0.00	0.00
120207	EARNINGS - GENERAL				
12020703	EARNINGS FROM HIRING OF PLANTS & EQUIPMENT	3,500,000.00	0.00	80,000.00	80,000.00
12020729	EARNINGS FROM				

120209	RENT ON LAND & OTHERS - GENERAL				
12020901	RENT ON GOVT. LAND	0.00	0.00	0.00	0.00
12020903	RENTS & PREMIUM ON THE ALLOCATION OF LAND	0.00	0.00	0.00	0.00
12020904	RENTS ON PLOTS & SITES SERVICES PROGRAMME	0.00	0.00	0.00	0.00
12020905	LEASE RENTAL	0.00	0.00	0.00	0.00
12020906	RENTS ON GOVT. PROPERTIES. (QUARTERS, BUILDINGS ETC)	0.00	0.00	0.00	0.00
	SUB-TOTAL	0.00	0.00	0.00	0.00
	GRAND TOTAL	4,500,000.00	121,600.00	630,000.00	751,600.00

DEPARTMENT OF PRIMARY HEALTH CARE -
(ADMINISTRATIVE CODE--052100100100)

ECONOMIC CODE	REVENUE ITEMS	APPROVED ESTIMATES 2018	SAKI EAST ACTUAL REVENUE JAN- DEC., 2018	IFELOJU ACTUAL REVENUE JAN- DEC., 2018	TOTAL
1	REVENUE	0.00	0.00	0.00	0.00
12	INDEPENDENT REVENUE	0.00	0.00	0.00	0.00
1202	NON-TAX REVENUE	0.00	0.00	0.00	0.00
120204	FEES - GENERAL	0.00	0.00	0.00	0.00
12020441	LABORATORY FEES	0.00	0.00	0.00	0.00
12020441	Medical Certificates and Reports	0.00	0.00	0.00	0.00
	SUB TOTAL	0.00	0.00	0.00	0.00
120206	SALES - GENERAL	0.00	0.00	0.00	0.00
12020612	PROCEEDS FROM SALES OF DRUGS AND MEDICATIONS	0.00	0.00	0.00	0.00
	SUB TOTAL	0.00	0.00	0.00	0.00
		0.00	0.00	0.00	0.00
120207	EARNINGS - GENERAL	0.00	0.00	0.00	0.00
12020702	EARNINGS FROM LABORATORY SERVICES	100,000.00	0.00	0.00	0.00
12020707	EARNINGS FROM MEDICAL SERVICES	0.00	0.00	0.00	0.00
	SUB TOTAL	100,000.00	0.00	0.00	0.00
	GRAND TOTAL	100,000.00	0.00	0.00	0.00

DEPARTMENT OF ENVIRONMENTAL SANITATION -
(ADMINISTRATIVE CODE--053500100100)

ECONOMIC CODE	REVENUE ITEMS	APPROVED ESTIMATES 2018	SAKI EAST ACTUAL REVENUE JAN- DEC., 2018	IFELOJU ACTUAL REVENUE JAN- DEC., 2018	TOTAL
1	REVENUE				
12	INDEPENDENT REVENUE				
1202	NON-TAX REVENUE				
120205	FINES - GENERAL				
12020505	DISLODGING OF EFFLUENTS/POLLUTION FINES	100,000.00	0.00	0.00	0.00
	SUB TOTAL	100,000.00	0.00	0.00	0.00
120207	EARNINGS - GENERAL		0.00	0.00	0.00
12020715	EARNINGS FROM SOIL AND WATER CONSERVATION	0.00	0.00	0.00	0.00
	SUB TOTAL		0.00	0.00	0.00
	GRAND TOTAL	100,000.00	0.00	0.00	0.00

OFFICE OF THE L.G CHAIRMAN -(ADMINISTRATIVE CODE--011100100100)

ECONOMIC CODE	EXPENDITURES DETAIL	APPROVED ESTIMATES 2018	SAKI EAST ACTUAL EXPENDITURE JAN - DEC., 2018	IFELOJU ACTUAL EXPENDITURE JAN - DEC., 2018	TOTAL
2	EXPENDITURES				
21	PERSONNEL COST				
2101	SALARY				
210101	SALARIES AND WAGES				
21010103	CONSOLIDATED REVENUE FUND CHARGES - SALARIES	18,680,000.00	6,763,205.16	0.00	6,763,205.16
	SUB TOTAL	18,680,000.00	6,763,205.16	0.00	6,763,205.16
2102	ALLOWANCES AND SOCIAL CONTRIBUTION				
210201	ALLOWANCES				
21020101	NON REGULAR ALLOWANCES (SEVERANCE ALLOWANCE)	6,180,000.00	-	0.00	-
	SUB TOTAL	6,180,000.00	-	0.00	-
	TOTAL PERSONNEL COSTS	24,860,000.00	6,763,205.16	0.00	6,763,205.16

OFFICE OF THE L.G CHAIRMAN -(ADMINISTRATIVE CODE--011100100100)

ECONOMIC CODE	EXPENDITURES DETAILS	APPROVED ESTIMATES 2018	SAKI EAST ACTUAL EXPENDITURE JAN - DEC., 2018	IFELOJU ACTUAL EXPENDITURE JAN - DEC., 2018	TOTAL
2202	OVERHEAD COST				
220201	TRAVEL & TRANSPORT - GENERAL				
22020101	LOCAL TRAVEL & TRANSPORT: TRAINING				
22020102	LOCAL TRAVEL & TRANSPORT: OTHERS	1,400,000.00	2,822,000.00	1,656,000.00	4,478,000.00
22020103	INTERNATIONAL TRAVEL & TRANSPORT: TRAINING	0.00	0.00	0.00	0.00
22020104	INTERNATIONAL TRAVEL & TRANSPORT: OTHERS	0.00	0.00	0.00	0.00
	SUB TOTAL	1,400,000.00	2,822,000.00	1,656,000.00	4,478,000.00
220202	UTILITIES - GENERAL				
22020202	TELEPHONE CHARGES	0.00	0.00	0.00	0.00
22020203	INTERNET ACCESS CHARGES	0.00	0.00	0.00	0.00
	SUB TOTAL	0.00	0.00	0.00	0.00
220203	MATERIALS & SUPPLIES - GENERAL	0.00	0.00	0.00	0.00
22020301	OFFICE STATIONERIES/COMPUTER CONSUMABLES	0.00	0.00	0.00	0.00
22020311	FOOD STUFF/ CATERING MATERIALS SUPPLIES	0.00	0.00	0.00	0.00
	SUB TOTAL	0.00	0.00	0.00	0.00
220204	MAINTENANCE SERVICES - GENERAL				
22020401	MAINT. OF MOTOR VEHICLE /TRANSPORT EQUIPMENT	800,000.00	2,524,000.00	170,000.00	2,762,000.00
22020402	MAINTENANCE OF OFFICE FURNITURE	0.00		0.00	
22020404	MAINTENANCE OF OFFICE/IT EQUIPMENTS	0.00	8,000.00	0.00	8,000.00
22020405	MAINTENANCE OF PLANTS/GENERATORS	0.00		0.00	
22020406	OTHER MAINTENANCE SERVICES	0.00	60,000.00	0.00	60,000.00

220206	OTHER SERVICES - GENERAL				
22020601	SECURITY SERVICES	400,000.00	812,381.50	0.00	812,381.50
22020604	SECURITY VOTE (INCLUDING OPERATIONS)	4,600,000.00	4,905,000.00	3,717,000.00	8,622,000.00
	SUB TOTAL	5,000,000.00	5,717,381.50	3,717,000.00	9,434,381.50
220208	FUEL & LUBRICANTS - GENERAL				
22020801	MOTOR VEHICLE FUEL COST	1,300,000.00	641,000.00	0.00	641,000.00
22020803	PLANT / GENERATOR FUEL COST	0.00	0.00	0.00	
	SUB TOTAL	1,300,000.00	641,000.00	0.00	641,000.00
220210	MISCELLANEOUS EXPENSES GENERAL				
22021001	REFRESHMENT & MEALS	2,500,000.90	4,041,000.00	3,230,000.00	7,271,000.00
22021004	MEDICAL EXPENSES - LOCAL	0.00	0.00		
22021007	WELFARE PACKAGES(Up- keep/Fin.Asst/DonationEtc)	4,500,000.00	3,770,000.00	2,572,000.00	6,342,000.00
22021029	OTHER EXPENSES	0.00	530,000.00	300,000.00	830,000.00
22021033	CONTINGENCIES- OTHER RECURRENT COST	3,000,000.00	4,040,000.00	2,665,400.00	6,705,400.00
	SUB TOTAL	10,000,000.00	12,381,000.00	8,767,400.00	21,148,400
	GRAND TOTAL OVERHEAD	18,500,000.00	24,153,381.50	14,310,400.00	38,463,781.50

OFFICE OF THE L.G CHAIRMAN -(ADMINISTRATIVE CODE--011100100100)

ADMINISTRATION SECTOR

GENERAL PERSONNEL SERVICES -(FUNCTIONAL CODE--70131)

ECONOMIC CODE	LS OF CAPITAL EXPEND	APPROVED ESTIMATES 2018	SAKI EAST ACTUAL EXPENDITURE JAN - DEC., 2018	IFELOJU ACTUAL EXPENDITURE JAN - DEC., 2018	TOTAL
23	CAPITAL EXPENDITURES				
23010113	PURCHASE OF COMPUTERS	0.00	0.00	0.00	0.00
23010114	PURCHASE OF COMPUTER PRINTERS	0.00	0.00	0.00	0.00
23010115	PURCHASE OF PHOTOCOPYING MACHINES	0.00	0.00	0.00	0.00
23010116	PURCHASE OF TYPEWRITERS	0.00	0.00	0.00	0.00
23010117	PURCHASE OF SHREDDING MACHINES	0.00	0.00	0.00	0.00
23010118	PURCHASE OF SCANNERS	0.00	0.00	0.00	0.00
23010120	PURCHASE OF CANTEEN/ KITCHEN EQUIPMENT/UTENSILS	0.00	0.00	0.00	0.00
23010139	PURCHASE OF ROUTERS/SWITCHES	0.00	0.00	0.00	0.00
23010140	PURCHASE OF UPS/INVERTERS	0.00	0.00	0.00	0.00
23010141	PURCHASE OF COMPUTER STORAGE DEVICES	0.00	0.00	0.00	0.00
23010146	PURCHASE OF OTHER EQUIPMENT	900,000.00	462,500.00	0.00	462,500.00
23010112	PURCHASE OF OFFICE FURNITURES AND FITTINGS	1,000,000.00	0.00	0.00	0.00
23010105	PURCHASE OF MOTOR VEHICLES	0.00	0.00	0.00	0.00
23010108	PURCHASE OF BUSES	0.00		0.00	
	TOTAL	1,900,000.00	462,500.00	0.00	462,500.00

INTERNAL AUDIT -(ADMINISTRATIVE CODE--011118300101)

ECONOMIC CODE	EXPENDITURES DETAIL	APPROVED ESTIMATES 2018	SAKI EAST ACTUAL REVENUE JAN- DEC., 2018		
2	EXPENDITURES				
21	PERSONNEL COST				
2101	SALARY				
210101	SALARIES AND WAGES				
21010101	SALARY	2,406,000.00	1,113,887.37		
	SUB TOTAL	2,406,000.00	1,113,887.37		
2102	ALLOWANCES AND SOCIAL CONTRIBUTION				
210201	ALLOWANCES				
21020101		200,000.00	79,646.89		
	SUB TOTAL	200,000.00	79,646.89		
	TOTAL PERSONNEL COST	2,606,000.00	1,193,534.26		

INTERNAL AUDIT -(ADMINISTRATIVE CODE---011118300101)

ECONOMIC CODE	EXPENDITURES DETAIL	APPROVED ESTIMATES 2018	SAKIEAST ACTUAL EXPENDITURE JAN - DEC., 2018	IFELOJU ACTUAL EXPENDITURE JAN - DEC., 2018	TOTAL
2202	OVERHEAD COST				
220201	TRAVEL & TRANSPORT - GENERAL				
22020101	LOCAL TRAVEL & TRANSPORT: TRAINING	0.00	0.00	0.00	0.00
22020102	LOCAL TRAVEL & TRANSPORT: OTHERS	300,000.00	326,000.00	337,000.00	663,000.00
22020103	INTERNATIONAL TRAVEL & TRANSPORT: TRAINING	0.00	0.00	0.00	0.00
22020104	INTERNATIONAL TRAVEL & TRANSPORT: OTHERS	0.00	0.00	0.00	0.00
	SUB TOTAL	300,000.00	326,000.00	337,000.00	663,000.00
220203	MATERIALS & SUPPLIES - GENERAL				
22020301	OFFICE STATIONERIES/COMPUTER CONSUMABLES	0.00	0.00	0.00	0.00
22020305	PRINTING OF NON SECURITY DOCUMENTS	0.00	0.00	0.00	0.00
22020306	PRINTING OF SECURITY DOCUMENTS		0.00	0.00	0.00
22020311	FOOD STUFF/ CATERING MATERIALS SUPPLIES		0.00	0.00	0.00
	SUB TOTAL	0.00	0.00	0.00	0.00
220204	MAINTENANCE SERVICES - GENERAL				
22020401	MAINT. OF MOTOR VEHICLE /TRANSPORT EQUIPMENT	350,000.00	583,500.00	0.00	583,500.00
22020402	MAINTENANCE OF OFFICE FURNITURE	0.00	0.00	0.00	0.00
22020404	MAINTENANCE OF OFFICE/IT EQUIPMENTS	0.00	0.00	0.00	0.00
22020406	OTHER MAINTENANCE SERVICES	0.00	0.00	0.00	0.00
	SUB TOTAL	350,000.00	583,500.00	0.00	583,500.00
220205	TRAINING - GENERAL				
22020501	LOCAL TRAINING	0.00	0.00	0.00	0.00
22020502	INTERNATIONAL	0.00	0.00	0.00	0.00

INTERNAL AUDIT -(ADMINISTRATIVE CODE--011118300101)

ECONOMIC CODE	EXPENDITURES DETAIL	APPROVED ESTIMATES 2018	SAKI EAST ACTUAL EXPENDITURE JAN - DEC., 2018	IFELOJU ACTUAL EXPENDITURE JAN - DEC., 2018	TOTAL
220207	CONSULTING & PROFESSIONAL SERVICES -GENERAL				
22020701	FINANCIAL CONSULTING	0.00	0.00	0.00	0.00
22020709	AUDITING OF ACCOUNTS	0.00	0.00	0.00	0.00
	SUB TOTAL	0.00	0.00	0.00	0.00
220208	FUEL & LUBRICANTS - GENERAL				
22020801	MOTOR VEHICLE FUEL COST	700,000.00	188,000.00	0.00	188,000.00
	SUB TOTAL	700,000.00	188,000.00	0.00	188,000.00
220210	MISCELLANEOUS EXPENSES GENERAL				
22021001	REFRESHMENT & MEALS	50,000.00	0.00	0.00	0.00
22021004	MEDICAL EXPENSES - LOCAL	0.00	0.00	0.00	0.00
22021007	WELFARE PACKAGES	0.00	0.00	0.00	0.00
22021008	SUBSCRIPTION TO PROFESSIONAL BODIES	0.00	0.00	0.00	0.00
22021029	OTHER EXPENSES	0.00	0.00	0.00	0.00
22021033	CONTINGENCIES - OTHER RECURRENT COSTS	0.00	0.00	0.00	0.00
	SUB TOTAL	50,000.00	0.00	0.00	0.00
	GRAND TOTAL OVERHEAD	1,400,000.00	1,097,500.00	337,000.00	1,434,500.00

ADMINISTRATION SECTOR
GENERAL PERSONNEL SERVICES -(FUNCTIONAL CODE--70131)

ECONOMIC CODE	LS OF CAPITAL EXPEND	APPROVED ESTIMATES 2018	SAKI EAST ACTUAL EXPENDITURE JAN - DEC., 2018	IFELOJU ACTUAL EXPENDITURE JAN - DEC., 2018	TOTAL
23	CAPITAL EXPENDITURES				
23010113	PURCHASE OF COMPUTERS	0.00	0.00	0.00	0.00
23010114	PURCHASE OF COMPUTER PRINTERS	0.00	0.00	0.00	0.00
23010117	PURCHASE OF SHREDDING MACHINES	0.00	0.00	0.00	0.00
23010118	PURCHASE OF SCANNERS	0.00	0.00	0.00	0.00
23010120	PURCHASE OF CANTEEN/ KITCHEN EQUIPMENT/UTENSILS	0.00	0.00	0.00	0.00
23010139	PURCHASE OF ROUTERS/SWITCHES	0.00	0.00	0.00	0.00
23010140	PURCHASE OF UPS/INVERTERS	0.00	0.00	0.00	0.00
23010141	PURCHASE OF COMPUTER STORAGE DEVICES	0.00	0.00	0.00	0.00
23010142	PURCHASE OF NETWORKING DEVICES/PERIPHERALS	0.00	0.00	0.00	0.00
23010146	PURCHASE OF OTHER EQUIPMENT	100,000.00	0.00	0.00	0.00
23050102	COMPUTER SOFTWARE ACQUISITION		0.00	0.00	0.00
23010112	PURCHASE OF OFFICE FURNITURES AND FITTINGS	200,000.00	0.00	0.00	0.00
23010104	PURCHASE OF MOTOR CYCLES	0.00	0.00	0.00	0.00
23010105	PURCHASE OF MOTOR VEHICLES	0.00	0.00	0.00	0.00
	TOTAL	300,000.00	0.00	0.00	0.00

THE COUNCIL -(ADMINISTRATIVE CODE--011200100100)

ECONOMIC CODE	EXPENDITURES DETAIL	APPROVED ESTIMATES 2018	SAKI EAST ACTUAL EXPENDITURE JAN - DEC., 2018	IFELOJU ACTUAL EXPENDITURE JAN - DEC., 2018	TOTAL
2202	OVERHEAD COST				
220201	TRAVEL & TRANSPORT - GENERAL				
22020101	LOCAL TRAVEL & TRANSPORT: TRAINING	0.00	0.00	0.00	0.00
22020102	LOCAL TRAVEL & TRANSPORT: OTHERS	500,000.00	861,000.00	745,000.00	1,606,000.00
22020103	INTERNATIONAL TRAVEL & TRANSPORT: TRAINING	0.00	0.00	0.00	0.00
22020104	INTERNATIONAL TRAVEL & TRANSPORT: OTHERS	0.00	0.00	0.00	0.00
	SUB TOTAL	500,000.00	861,000.00	745,000.00	1,606,000.00
220202	UTILITIES - GENERAL				
22020202	TELEPHONE CHARGES	0.00	0.00	0.00	0.00
22020203	INTERNET ACCESS CHARGES	0.00	0.00	0.00	0.00
	SUB TOTAL	0.00	0.00	0.00	0.00
220203	MATERIALS & SUPPLIES - GENERAL				
22020301	OFFICE STATIONERIES/COMPUTER CONSUMABLES	0.00	0.00	0.00	0.00
22020305	PRINTING OF NON SECURITY DOCUMENTS	0.00	0.00	0.00	0.00
22020306	PRINTING OF SECURITY DOCUMENTS	0.00	0.00	0.00	0.00
22020311	FOOD STUFF/ CATERING MATERIALS SUPPLIES	0.00	0.00	0.00	0.00
	SUB TOTAL	0.00	0.00	0.00	0.00
220204	MAINTENANCE SERVICES - GENERAL				
22020401	MAINT. OF MOTOR VEHICLE /TRANSPORT EQUIPMENT	400,000.00	0.00	0.00	0.00
22020402	MAINTENANCE OF OFFICE FURNITURE	0.00	0.00	0.00	0.00
22020404	MAINTENANCE OF OFFICE/IT EQUIPMENTS	0.00	0.00	0.00	0.00
22020405	MAINTENANCE OF PLANTS/GENERATORS	0.00	0.00	0.00	0.00

220206	OTHER SERVICES - GENERAL	-			
22020604	SECURITY VOTE (INCLUDING OPERATIONS)	0.00	0.00	0.00	0.00
	SUB TOTAL	0.00	0.00	0.00	0.00
220207	CONSULTING & PROFESSIONAL SERVICES -GENERAL				
22020703	LEGAL SERVICES	0.00	0.00	0.00	0.00
	SUB TOTAL	0.00	0.00	0.00	0.00
220208	FUEL & LUBRICANTS - GENERAL				
22020801	MOTOR VEHICLE FUEL COST	500,000.00	50,000.00	0.00	50,000.00
22020802	OTHER TRANSPORT EQUIPMENT FUEL COST	0.00	0.00	0.00	0.00
22020803	PLANT / GENERATOR FUEL COST	0.00	0.00	0.00	0.00
	SUB TOTAL	500,000.00	50,000.00	0.00	50,000.00
220210	MISCELLANEOUS EXPENSES GENERAL		0.00		0.00
22021001	REFRESHMENT & MEALS	100,000.00	0.00	0.00	0.00
22021002	HONORARIUM & SITTING ALLOWANCE	400,000.00	0.00	0.00	0.00
22021004	MEDICAL EXPENSES - LOCAL	0.00	0.00	0.00	0.00
22021007	WELFARE PACKAGES(DONATION ETC)	0.00	0.00	0.00	0.00
22021029	OTHER EXPENSES	0.00	0.00	0.00	0.00
22021033	CONTINGENCIES - OTHER RECURRENT COSTS	0.00	0.00	350,000.00	350,000.00
	SUB TOTAL	500,000.00	0.00	350,000.00	350,000.00
	GRAND TOTAL OVERHEAD	2,200,000.00	911,000.00	1,095,000.00	2,006,000.00

THE COUNCIL -(ADMINISTRATIVE CODE---011200100100)

ADMINISTRATION SECTOR

ECONOMIC CODE	EXPENDITURES DETAILS	APPROVED ESTIMATES 2018	SAKI EAST ACTUAL EXPENDITURE JAN - DEC., 2018	IFELOJU ACTUAL EXPENDITURE JAN - DEC., 2018	TOTAL
23	CAPITAL EXPENDITURES				
23010113	PURCHASE OF COMPUTERS	0.00	0.00	0.00	0.00
23010114	PURCHASE OF COMPUTER PRINTERS	0.00	0.00	0.00	0.00
23010115	PURCHASE OF PHOTOCOPYING MACHINES	0.00	0.00	0.00	0.00
23010116	PURCHASE OF TYPEWRITERS	0.00	0.00	0.00	0.00
23010117	PURCHASE OF SHREDDING MACHINES	0.00	0.00	0.00	0.00
23010118	PURCHASE OF SCANNERS	0.00	0.00	0.00	0.00
23010120	PURCHASE OF CANTEEN/ KITCHEN EQUIPMENT/UTENSILS	0.00	0.00	0.00	0.00
23010139	PURCHASE OF ROUTERS/SWITCHES	0.00	0.00	0.00	0.00
23010140	PURCHASE OF UPS/INVERTERS	0.00	0.00	0.00	0.00
23010141	PURCHASE OF COMPUTER STORAGE DEVICES	0.00	0.00	0.00	0.00
23010142	PURCHASE OF NETWORKING DEVICES/PERIPHERALS	0.00	0.00	0.00	0.00
23010146	PURCHASE OF OTHER EQUIPMENT	500,000.00	350,000.00	0.00	350,000.00
23050102	COMPUTER SOFTWARE ACQUISITION			0.00	
23010112	PURCHASE OF OFFICE FURNITURES AND FITTINGS	1,300,000.00	210,000.00	0.00	210,000.00
23010105	PURCHASE OF MOTOR VEHICLES	0.00	0.00	0.00	0.00
23010108	PURCHASE OF BUSES	0.00	0.00	0.00	0.00
	TOTAL	1,800,000.00	560,000.00	0.00	560,000.00

SECRETARY TO THE L.G.-(ADMINISTRATIVE CODE--011101300100)

ECONOMIC CODE	EXPENDITURES DETAIL	APPROVED ESTIMATES 2018	SAKI EAST ACTUAL EXPENDITURE JAN - DEC., 2018	IFELOJU ACTUAL EXPENDITURE JAN - DEC., 2018	TOTAL
2	EXPENDITURES				
21	PERSONNEL COST				
2101	SALARY				
210101	SALARIES AND WAGES				
21010103	CONSOLIDATED REVENUE FUND CHARGES - SALARIES	5,129,457.92	0.00	0.00	0.00
	SUB TOTAL	5,129,457.92	0.00	0.00	0.00
2102	ALLOWANCES AND SOCIAL CONTRIBUTION		0.00	0.00	0.00
210201	ALLOWANCES		0.00	0.00	0.00
21020101	NON REGULAR ALLOWANCES(Severance Allowance etc)	2,000,000.00	0.00	0.00	0.00
	SUB TOTAL	2,000,000.00	0.00	0.00	0.00
	TOTAL PERSONNEL COSTS	7,129,457.92	0.00	0.00	0.00

SECRETARY TO THE L.G. -(ADMINISTRATIVE CODE--011101300100)

ECONOMIC CODE	EXPENDITURES DETAILS	APPROVED ESTIMATES 2018	SAKI EAST ACTUAL EXPENDITURE JAN - DEC., 2018	IFELOJU ACTUAL EXPENDITURE JAN - DEC., 2018	TOTAL
2202	OVERHEAD COST				
220201	TRAVEL & TRANSPORT - GENERAL				
22020101	LOCAL TRAVEL & TRANSPORT: TRAINING	0.00	0.00	0.00	0.00
22020102	LOCAL TRAVEL & TRANSPORT: OTHERS	400,000.00	339,000.00	134,000.00	473,000.00
22020103	INTERNATIONAL TRAVEL & TRANSPORT: TRAINING	0.00	0.00	0.00	0.00
22020104	INTERNATIONAL TRAVEL & TRANSPORT: OTHERS	0.00	0.00	0.00	0.00
	SUB TOTAL	400,000.00	339,000.00	134,000.00	473,000.00
220202	UTILITIES - GENERAL				
22020202	TELEPHONE CHARGES	0.00	0.00	0.00	0.00
	SUB TOTAL	0.00	0.00	0.00	0.00
220203	MATERIALS & SUPPLIES - GENERAL	0.00	0.00	0.00	0.00
22020301	OFFICE STATIONERIES/COMPUTER CONSUMABLES	0.00	0.00	0.00	0.00
22020311	FOOD STUFF/ CATERING MATERIALS SUPPLIES	0.00	0.00	0.00	0.00
	SUB TOTAL	0.00	0.00	0.00	0.00
220204	MAINTENANCE SERVICES - GENERAL				
22020401	MAINT. OF MOTOR VEHICLE /TRANSPORT EQUIPMENT	600,000.00	250,000.00	0.00	250,000.00
22020402	MAINTENANCE OF OFFICE FURNITURE	0.00	0.00	0.00	0.00

SECRETARY TO THE L.G -(ADMINISTRATIVE CODE--011101300100)

ECONOMIC CODE	EXPENDITURES DETAILS	APPROVED ESTIMATES 2018	SAKI EAST ACTUAL EXPENDITURE JAN - DEC., 2018	IFELOJU ACTUAL EXPENDITURE JAN - DEC., 2018	TOTAL
220207	CONSULTING & PROFESSIONAL SERVICES -GENERAL				
22020703	LEGAL SERVICES				
	SUB TOTAL				
220208	FUEL & LUBRICANTS - GENERAL				
22020801	MOTOR VEHICLE FUEL COST	820,000.00	95,000.00	8,000.00	103,000.00
22020803	PLANT / GENERATOR FUEL COST	0.00	0.00	0.00	0.00
	SUB TOTAL	820,000.00	95,000.00	8,000.00	103,000.00
220210	MISCELLANEOUS EXPENSES GENERAL				
22021001	REFRESHMENT & MEALS	50,000.00	0.00	40,000.00	40,000.00
22021002	HONORARIUM & SITTING ALLOWANCE	400,000.00	0.00	0.00	0.00
22021004	MEDICAL EXPENSES - LOCAL		0.00	0.00	0.00
22021007	WELFARE PACKAGES(UP-KEEP ETC)	200,000.00	250,000.00	0.00	250,000.00
22021029	OTHER EXPENSES	0.00	0.00	0.00	0.00
22021033	CONTINGENCIES - OTHER RECURRENT COSTS	100,000.00	0.00	0.00	0.00
	SUB TOTAL	750,000.00	250,000.00	40,000.00	290,000.00
	GRAND TOTAL OVERHEAD	2,670,000.00	934,000.00	182,000.00	1,116,000.00

SECRETARY TO THE L.G -(ADMINISTRATIVE CODE---011101300100)
ADMINISTRATION SECTOR
GENERAL PERSONNEL SERVICES -(FUNCTIONAL CODE--70131)

ECONOMIC CODE	LS OF CAPITAL EXPEND	APPROVED ESTIMATES 2018	SAKI EAST ACTUAL EXPENDITURE JAN - DEC., 2018	IFELOJU ACTUAL EXPENDITURE JAN - DEC., 2018	TOTAL
23	CAPITAL EXPENDITURES				
23010113	PURCHASE OF COMPUTERS	120,000.00	0.00	0.00	0.00
23010114	PURCHASE OF COMPUTER PRINTERS	40,000.00	0.00	0.00	0.00
23010120	PURCHASE OF CANTEEN/ KITCHEN EQUIPMENT/UTENSILS	0.00	0.00	0.00	0.00
23010139	PURCHASE OF ROUTERS/SWITCHES	0.00	0.00	0.00	0.00
23010140	PURCHASE OF UPS/INVERTERS	30,000.00	0.00	0.00	0.00
23010141	PURCHASE OF COMPUTER STORAGE DEVICES	0.00	0.00	0.00	0.00
23010146	PURCHASE OF OTHER EQUIPMENT	400,000.00	0.00	0.00	0.00
23010112	PURCHASE OF OFFICE FURNITURES AND FITTINGS	600,000.00	0.00	0.00	0.00
23010105	PURCHASE OF MOTOR VEHICLES	0.00	0.00	0.00	0.00
	TOTAL	1,190,000.00	0.00	0.00	0.00

ECONOMIC CODE	EXPENDITURES DETAILS	APPROVED ESTIMATES 2018	SAKI EAST ACTUAL REVENUE JAN- DEC., 2018		
2	EXPENDITURES				
21	PERSONNEL COST				
2101	SALARY				
210101	SALARIES AND WAGES				
21010101	SALARY	2,436,000.00	2,038,208.46		
	SUB TOTAL	2,436,000.00	2,038,208.46		
2102	ALLOWANCES AND SOCIAL CONTRIBUTION				
210201	ALLOWANCES				
21020101	NON REGULAR ALLOWANCES (LEAVE ALLOWANCE)	200,000.00			
	SUB TOTAL	200,000.00			
210202	SOCIAL CONTRIBUTIONS				
21020201	NHIS CONTRIBUTION				
21020202	CONTRIBUTORY PENSION (EMPLOYERS)				
21020204	EMPLOYEE COMPENSATION FUND				
	SUB TOTAL				
	TOTAL PERSONNEL COSTS	2,636,000.00	2,038,208.46		

HEAD OF LOCAL GOVERNMENT ADMINISTRATION - (ADMINISTRATIVE CODE--012500100100)

ECONOMIC CODE	EXPENDITURES DETAIL	APPROVED ESTIMATES 2018	SAKI EAST ACTUAL EXPENDITURE JAN - DEC., 2018	IFELOJU ACTUAL EXPENDITURE JAN - DEC., 2018	TOTAL
2202	OVERHEAD COST				
220201	TRAVEL & TRANSPORT - GENERAL				
22020101	LOCAL TRAVEL & TRANSPORT: TRAINING	0.00	0.00	0.00	0.00
22020102	LOCAL TRAVEL & TRANSPORT: OTHERS	700,000.00	1,803,000.00	344,000.00	2,147,000.00
22020103	INTERNATIONAL TRAVEL & TRANSPORT: TRAINING	0.00	0.00	0.00	0.00
22020104	INTERNATIONAL TRAVEL & TRANSPORT: OTHERS	0.00	0.00	0.00	0.00
	SUB TOTAL	700,000.00	1,803,000.00	344,000.00	2,147,000.00
220202	UTILITIES - GENERAL				
22020202	TELEPHONE CHARGES	0.00	0.00	0.00	0.00
22020203	INTERNET ACCESS CHARGES	0.00	0.00	0.00	0.00
	SUB TOTAL	0.00	0.00	0.00	0.00
220203	MATERIALS & SUPPLIES - GENERAL				
22020301	OFFICE STATIONERIES/COMPUTER CONSUMABLES	0.00	0.00	0.00	0.00
22020305	PRINTING OF NON SECURITY DOCUMENTS	0.00	0.00	0.00	0.00
22020306	PRINTING OF SECURITY DOCUMENTS	0.00	0.00	0.00	0.00
22020311	FOOD STUFF/ CATERING MATERIALS SUPPLIES	0.00	0.00	0.00	0.00
	SUB TOTAL	0.00	0.00	0.00	0.00
220204	MAINTENANCE SERVICES - GENERAL				
22020401	MAINT. OF MOTOR VEHICLE /TRANSPORT EQUIPMENT	600,000.00	820,000.00	150,000.00	970,000.00

220208	FUEL & LUBRICANTS - GENERAL				
22020801	MOTOR VEHICLE FUEL COST	1,250,000.00	296,000.00	138,000.00	434,000.00
22020802	OTHER TRANSPORT EQUIPMENT FUEL COST	0.00	0.00	0.00	0.00
22020803	PLANT / GENERATOR FUEL COST	0.00	0.00	0.00	0.00
	SUB TOTAL	1,250,000.00	296,000.00	138,000.00	434,000.00
220210	MISCELLANEOUS EXPENSES GENERAL				
22021001	REFRESHMENT & MEALS	2,800,000.00	775,000.00	170,000.00	945,000.00
22021004	MEDICAL EXPENSES - LOCAL	0.00	0.00	0.00	0.00
22021007	WELFARE PACKAGES	0.00	0.00	0.00	0.00
22021008	SUBSCRIPTION TO PROFESSIONAL BODIES	0.00	0.00	0.00	0.00
22021029	OTHER EXPENSES	0.00	0.00	0.00	0.00
22021033	CONTINGENCIES - OTHER RECURRENT COSTS	100,000.00	220,000.00	0.00	220,000.00
	SUB TOTAL	2,900,000.00	995,000.00	170,000.00	1,165,000.00
	GRAND TOTAL OVERHEAD	5,550,000.00	3,914,000.00	802,000.00	4,716,000.00

**HEAD OF LOCAL GOVERNMENT ADMINISTRATION -
ADMINISTRATION SECTOR
GENERAL PERSONNEL SERVICES -(FUNCTIONAL CODE--70131)**

ECONOMIC CODE	DETAILS OF CAPITAL EXPENDITURE	APPROVED ESTIMATES 2018	SAKI EAST ACTUAL EXPENDITURE JAN - DEC., 2018	IFELOJU ACTUAL EXPENDITURE JAN - DEC., 2018	TOTAL
23	CAPITAL EXPENDITURES				
23010113	PURCHASE OF COMPUTERS	0.00	0.00	0.00	0.00
23010114	PURCHASE OF COMPUTER PRINTERS	0.00	0.00	0.00	0.00
23010115	PURCHASE OF PHOTOCOPYING MACHINES	0.00	0.00	0.00	0.00
23010116	PURCHASE OF TYPEWRITERS	0.00	0.00	0.00	0.00
23010117	PURCHASE OF SHREDDING MACHINES	0.00	0.00	0.00	0.00
23010118	PURCHASE OF SCANNERS	0.00	0.00	0.00	0.00
23010120	PURCHASE OF CANTEEN/KITCHEN EQUIPMENT/UTENSILS	100,000.00	0.00	0.00	0.00
23010139	PURCHASE OF ROUTERS/SWITCHES	0.00	0.00	220,000.00	220,000.00
23010140	PURCHASE OF UPS/INVERTERS	0.00	0.00	0.00	0.00
23010141	PURCHASE OF COMPUTER STORAGE DEVICES	0.00	0.00	0.00	0.00
23010142	PURCHASE OF NETWORKING DEVICES/PERIPHERALS	0.00	0.00	0.00	0.00
23010146	PURCHASE OF OTHER EQUIPMENT (RESIDENTIAL FURNITURE ETC)	200,000.00	0.00	0.00	0.00
23050102	COMPUTER SOFTWARE ACQUISITION		0.00	0.00	0.00
23010112	PURCHASE OF OFFICE FURNITURES AND FITTINGS	600,000.00	0.00	0.00	0.00
23010105	PURCHASE OF MOTOR VEHICLES		0.00	0.00	0.00

DEPARTMENT OF GENERAL ADMINISTRATION -
(ADMINISTRATIVE CODE---012500100100)

ECONOMIC CODE	EXPENDITURES DETAIL	APPROVED ESTIMATES 2018	SAKIEAST ACTUAL REVENUE JAN- DEC., 2018	IFELOJU ACTUAL REVENUE JAN- DEC., 2018	TOTAL
2	EXPENDITURES				
21	PERSONNEL COST				
2101	SALARY				
210101	SALARIES AND WAGES				
21010101	SALARY	66,147,227.23	52,766,447.45		
21010102	OVERTIME PAYMENTS				
	SUB TOTAL	66,147,227.23	52,766,447.45		
2102	ALLOWANCES AND SOCIAL CONTRIBUTION				
210201	ALLOWANCES				
21020101	NON REGULAR ALLOWANCES (Ad-Hoc Staff--Drivers, Security guards, NDE, NPC, I.T, Sure-P), LEAVE ALLOWANCE	6,000,000.00	11,170,427.53		
	SUB TOTAL	6,000,000.00	11,170,427.53		
210202	SOCIAL CONTRIBUTIONS				
21020201	NHIS CONTRIBUTION				
21020202	CONTRIBUTORY PENSION (EMPLOYERS)				
21020203	GROUP LIFE INSURANCE				
21020204	EMPLOYEE COMPENSATION FUND				
21020205	HOUSING FUND CONTRIBUTION				
	SUB TOTAL				
	TOTAL PERSONNEL COSTS	72,147,227.23	63,936,874.98		

DEPARTMENT OF GENERAL ADMINISTRATION -
(ADMINISTRATIVE CODE--012500100100)

ECONOMIC CODE	EXPENDITURES DETAIL	APPROVED ESTIMATES 2018	SAKI EAST ACTUAL EXPENDITURE JAN - DEC., 2018	IFELOJU ACTUAL EXPENDITURE JAN - DEC., 2018	TOTAL
2202	OVERHEAD COST				
220201	TRAVEL & TRANSPORT - GENERAL				
22020101	LOCAL TRAVEL & TRANSPORT: TRAINING				
22020102	LOCAL TRAVEL & TRANSPORT: OTHERS	400,000.00	1,772,000.00	1,832,000.00	3,604,000.00
22020103	INTERNATIONAL TRAVEL & TRANSPORT: TRAINING				
22020104	INTERNATIONAL TRAVEL & TRANSPORT: OTHERS				
	SUB TOTAL	400,000.00	1,772,000.00	1,832,000.00	3,604,000.00
220202	UTILITIES - GENERAL				
22020201	ELECTRICITY CHARGES				
22020202	TELEPHONE CHARGES				
22020203	INTERNET ACCESS CHARGES				
	SUB TOTAL		0.00		
220203	MATERIALS & SUPPLIES - GENERAL				
22020301	OFFICE STATIONERIES/COMPUTER CONSUMABLES	700,000.00	330,000.00	20,000.00	350,000.00
22020305	PRINTING OF NON SECURITY DOCUMENTS			860,000.00	860,000.00
22020306	PRINTING OF SECURITY DOCUMENTS	500,000.00	255,000.00	240,000.00	495,000.00
22020311	FOOD STUFF/ CATERING MATERIALS SUPPLIES				
	SUB TOTAL	1,200,000.00	585,000.00	1,120,000.00	1,705,000.00
220204	MAINTENANCE SERVICES - GENERAL				
22020401	MAINT. OF MOTOR VEHICLE /TRANSPORT EQUIPMENT	540,000.00	838,650.00	180,000.00	1,018,650.00
22020402	MAINTENANCE OF OFFICE FURNITURE				
22020404	MAINTENANCE OF OFFICE/IT EQUIPMENTS		68,000.00	70,500.00	138,500.00

220205	TRAINING - GENERAL				
22020501	LOCAL TRAINING	0.00	0.00	0.00	0.00
22020502	INTERNATIONAL TRAINING	0.00	0.00	0.00	0.00
	SUB TOTAL	0.00	0.00	0.00	0.00
220206	OTHER SERVICES - GENERAL				
22020601	SECURITY SERVICES				
22020602	OFFICE RENT				
22020603	RESIDENTIAL RENT				
	SUB TOTAL				
220207	CONSULTING & PROFESSIONAL SERVICES -GENERAL				
22020703	LEGAL SERVICES	600,000.00	262,500.00	0.00	262,500.00
	SUB TOTAL	600,000.00	262,500.00	0.00	262,500.00
220208	FUEL & LUBRICANTS - GENERAL				
22020801	MOTOR VEHICLE FUEL COST	1,650,000.00	608,000.00	55,000.00	663,000.00
22020802	OTHER TRANSPORT EQUIPMENT FUEL COST				
22020803	PLANT / GENERATOR FUEL COST		41,000.00		41,000.00
	SUB TOTAL	1,650,000.00	649,000.00	55,000.00	704,000.00
220210	MISCELLANEOUS EXPENSES GENERAL				
22021001	REFRESHMENT & MEALS	1,000,000.00	15,210,000.00	1,530,000.00	16,740,000.00
22021004	MEDICAL EXPENSES - LOCAL				
22021006	POSTAGES & COURIER SERVICES	380,000.00	392,000.00		392,000.00
22021007	WELFARE PACKAGES				
22021008	SUBSCRIPTION TO PROFESSIONAL BODIES				
22021020	ELECTION - LOGISTICS SUPPORT	3,000,000.00	1,970,000.00	380,000.00	2,350,000.00
22021021	SPECIAL DAYS/CELEBRATIONS		205,000.00	250,000.00	455,000.00
22021024	PILGRIMAGE AND RELIGIOUS FESTIVALS				
22021029	OTHER EXPENSES(NPC/other logistics)	300,000.00	359,000.00		359,000.00
22021030	PUBLIC ENLIGHTENMENT PROGRAMME	1,500,000.00	10,733,000.00	50,000.00	10,783,000.00
22021033	CONTINGENCIES - OTHER DISBURSEMENT	600,000.00	1,295,000.00	616,000.00	1,911,000.00

22040111	CONTRIBUTION TO TRADITIONAL COUNCILS	600,000.00	0.00	220,000.00	220,000.00
22040112	CONTRIBUTION MIN. FOR LG/BUREAU FOR ADM EXPENSES		65.00		
22040113	CONTRIBUTION TO ECOLOGICAL FUND		130.00		
	SUB TOTAL	600,000.00	0.00	220,000.00	220,000.00
2205	SUBSIDIES GENERAL				
220501	SUBSIDY TO PUBLIC/PUBLIC INSTITUTIONS				
22050102	MEAL SUBSIDY				
22050108	RELIGIUS PILGRIMAGE SUBSIDY				
	SUB TOTAL		0.00	0.00	0.00
	GRAND TOTAL OVERHEAD	11,770,000.00	34,424,150.00	6,332,500.00	40,756,665.00

DEPARTMENT OF GENERAL ADMINISTRATION -
ADMINISTRATION SECTOR
GENERAL PERSONNEL SERVICES -(FUNCTIONAL CODE---70131)

ECONOMIC CODE	LS OF CAPITAL EXPEND	APPROVED ESTIMATES 2018	SAKI EAST ACTUAL EXPENDITURE JAN - DEC., 2018	IFELOJU ACTUAL EXPENDITURE JAN - DEC., 2018	TOTAL
23	CAPITAL EXPENDITURES				
23010113	PURCHASE OF COMPUTERS	260,000.00	0.00		
23010114	PURCHASE OF COMPUTER PRINTERS	80,000.00			
23010115	PURCHASE OF PHOTOCOPYING MACHINES				
23010116	PURCHASE OF TYPEWRITERS				
23010117	PURCHASE OF SHREDDING MACHINES				
23010118	PURCHASE OF SCANNERS				
23010120	PURCHASE OF CANTEEN/ KITCHEN EQUIPMENT/UTENSILS				
23010139	PURCHASE OF ROUTERS/SWITCHES				
23010140	PURCHASE OF UPS/INVERTERS	0.00			
23010141	PURCHASE OF COMPUTER STORAGE DEVICES				
23010142	PURCHASE OF NETWORKING DEVICES/PERIPHERALS				
23010146	PURCHASE OF OTHER EQUIPMENT	300,000.00	160,000.00	100,000.00	260,000.00
23010112	PURCHASE OF OFFICE FURNITURES AND FITTINGS	500,000.00	435,000.00	0	435,000.00
23010128	PURCHASE OF SECURITY EQUIPMENT	0.00			
23010104	PURCHASE OF MOTOR CYCLES				
23010105	PURCHASE OF MOTOR VEHICLES				
23010108	PURCHASE OF BUSES				
	TOTAL	1,140,000.00	595,000.00	100,000.00	695,000.00

LAW & JUSTICE SECTOR...(032605100101)....

JUDICIARY

ECONOMIC CODE	DETAILS OF CAPITAL EXPENDITURE	APPROVED ESTIMATES 2018	SAKI EAST ACTUAL EXPENDITURE JAN - DEC., 2018	IFELOJU ACTUAL EXPENDITURE JAN - DEC., 2018	TOTAL
23050115	Projects externally funded				
	Construction/Repair of Customary Court				
	TOTAL	0.00	0.00	0.00	0.00

DEPARTMENT OF AGRICULTURE AND NATURAL RESOURCES -(ADMINISTRATIVE CODE---
021500100100)

ECONOMIC CODE	EXPENDITURES DETAILS	APPROVED ESTIMATES 2018	SAKI EAST ACTUAL EXPENDITURE JAN - DEC., 2018	IFELOJU ACTUAL EXPENDITURE JAN - DEC., 2018	TOTAL
2	EXPENDITURES				
21	PERSONNEL COST				
2101	SALARY				
210101	SALARIES AND WAGES				
21010101	SALARY	16,454,209.12	11,161,874.36		
	SUB TOTAL	16,454,209.12	11,161,874.36		
2102	ALLOWANCES AND SOCIAL CONTRIBUTION				
210201	ALLOWANCES				
21020101	NON REGULAR ALLOWANCES (LEAVE ALLOWANCE)	600,000.00	419,952.12		
	SUB TOTAL	600000.00	419,952.12		
210202	SOCIAL CONTRIBUTIONS				
21020202	CONTRIBUTORY PENSION (EMPLOYERS)				
21020204	EMPLOYEE COMPENSATION FUND				
21020205	HOUSING FUND CONTRIBUTION				
	SUB TOTAL				
	TOTAL PERSONNEL COSTS	17,054,209.12	11,581,826.48		

DEPARTMENT OF AGRICULTURE AND NATURAL RESOURCES -(ADMINISTRATIVE CODE--
021500100100)

ECONOMIC CODE	EXPENDITURES DETAILS	APPROVED ESTIMATES 2018	SAKI EAST ACTUAL EXPENDITURE JAN - DEC., 2018	IFELOJU ACTUAL EXPENDITURE JAN - DEC., 2018	TOTAL
2202	OVERHEAD COST				
220201	TRAVEL & TRANSPORT - GENERAL				
22020101	LOCAL TRAVEL & TRANSPORT: TRAINING				
22020102	LOCAL TRAVEL & TRANSPORT: OTHERS	300,000.00	447,800.00	455,000.00	902,800.00
22020103	INTERNATIONAL TRAVEL & TRANSPORT: TRAINING				
22020104	INTERNATIONAL TRAVEL & TRANSPORT: OTHERS				
	SUB TOTAL	300,000.00	447,800.00	455,000.00	902,800.00
220203	MATERIALS & SUPPLIES - GENERAL				
22020301	OFFICE STATIONERIES/COMPUTER CONSUMABLES				
22020305	PRINTING OF NON SECURITY DOCUMENTS				
22020306	PRINTING OF SECURITY DOCUMENTS				
22020308	FIELD & CAMPING MATERIALS SUPPLIES				
22020310	TEACHING AIDS/ INSTRUCTIONS MATERIALS				
22020311	FOOD STUFF/ CATERING MATERIALS SUPPLIES				
	SUB TOTAL	0.00	0.00		
220204	MAINTENANCE SERVICES - GENERAL				

220205	TRANING - GENERAL				
22020501	LOCAL TRAINING				
22020502	INTERNATIONAL TRAINING				
	SUB TOTAL		0.00	0.00	
220206	OTHEE SERVICES - GENERAL				
22020607	RESCUE SERVICES				
	SUB TOTAL			0.00	
220207	CONSULTING & PROFESSIONAL SERVICES -GENERAL				
22020707	AGRICULTURAL CONSULTING				
	SUB TOTAL		0.00	0.00	
220208	FUEL & LUBRICANTS - GENERAL				
22020801	MOTOR VEHICLE FUEL COST	920,000.00	376,000.00		376,000.00
22020802	OTHER EXPENSES(Tractor etc)				
22020803	PLANT / GENERATOR FUEL COST				
	SUB TOTAL	920,000.00	376,000.00	0	376,000.00
220210	MISCELLANEOUS EXPENSES GENERAL				
22021001	REFRESHMENT & MEALS	100,000.00			
22021004	MEDICAL EXPENSES - LOCAL				
22021006	POSTAGES & COURIER SERVICES				
22021007	WELFARE PACKAGES				
22021008	SUBSCRIPTION TO PROFESSIONAL BODIES				
22021021	SPECIAL DAYS/CELEBRATIONS				
22021027	DISASTER MANAGEMENT				
22021029	OTHER EXPENSES(Hiring of vehicle etc)				
22021030	PUBLIC ENLIGHTENMENT PROGRAMME				
22021032	FAIR, FESTIVAL, EXPO AND SUMMIT				
22021033	CONTINGENCIES - OTHER RECURRENT COSTS				

2205	SUBSIDIES GENERAL				
220501	SUBSIDY TO PUBLIC/PUBLIC INSTITUTIONS				
22050106	AGRICULTURAL INPUTS SUBSIDY			50,000.00	50,000.00
	SUB TOTAL			50,000.00	50,000.00
	GRAND TOTAL OVERHEAD	2,600,000.00	1,848,800.00	505,000.00	2,353,800.00

DEPARTMENT OF AGRICULTURE AND NATURAL RESOURCES -(ADMINISTRATIVE CODE--
021500100100)

GENERAL PERSONNEL SERVICES -(FUNCTIONAL CODE--70131)

ECONOMI C CODE	DETAILS OF CAPITAL EXPENDITURE	APPROVED ESTIMATES 2018	SAKI EAST ACTUAL EXPENDITURE JAN - DEC., 2018	IFELOJU ACTUAL EXPENDITURE JAN - DEC., 2018	TOTAL
23	CAPITAL EXPENDITURES				
23010113	PURCHASE OF COMPUTERS				
23010114	PURCHASE OF COMPUTER PRINTERS				
23010120	PURCHASE OF CANTEEN/KITCHEN EQUIPMENT/TENSILS				
23010140	PURCHASE OF UPS/INVERTERS				
23010141	PURCHASE OF COMPUTER STORAGE DEVICES				
23010142	PURCHASE OF NETWORKING DEVICES/PERIPHERALS				
23010146	PURCHASE OF OTHER EQUIPMENT				
23010112	PURCHASE OF OFFICE FURNITURES AND FITTINGS	300,000.00			
23010104	PURCHASE OF MOTOR CYCLES				
23010105	PURCHASE OF MOTOR VEHICLES				
	TOTAL	300,000.00	0.00	0.00	0.00

DEPARTMENT OF AGRICULTURE AND NATURAL RESOURCES -(ADMINISTRATIVE CODE---

021500100100)

ECONOMIC SECTOR
AGRICULTURE - (FUNCTIONAL CODE - 70421)

ECONOMIC CODE	DETAILS OF CAPITAL EXPENDITURE	APPROVED ESTIMATES 2018	SAKI EAST ACTUAL EXPENDITURE JAN - DEC., 2018	IFELOJU ACTUAL EXPENDITURE JAN - DEC., 2018	TOTAL
23	CAPITAL EXPENDITURES				
23010127	Purchase of Agricultural Equipment/Machines	1,500,000.00	259,000.00		259,000.00
23050108	PRODUCTION OF FARM SEEDLINGS /SEEDS				
23050109	SPECIAL PROJECTS AND ASSIGNMENTS	15,000,000.00	13,382,000.00	5,650,800.00	19,032,800.00
	- Education/Training				
	- Young Farmer's Programme				
	- Youth Empowerment through Agriculture (I-YES)				
	- Farmer's Association Support Programme				
	- Construction of Storage facilities (Cribs)				
	- Agric Shows/World Food Day				
	- Avian Influenza Control Programme				
	- Animal Vaccination Programmes				
	- One Crop/Enterprise Support Programme				
	- Cottage industry				
23050113	Land Preparation/Fencing	1,000,000.00			

DEPARTMENT OF AGRICULTURE AND NATURAL RESOURCES -(ADMINISTRATIVE CODE---
021500100100)

ECONOMIC SECTOR
AGRICULTURE -----(FUNCTIONAL CODE---70421)

ECONOMIC CODE	DETAILS OF CAPITAL EXPENDITURE	APPROVED ESTIMATES 2018	SAKI EAST ACTUAL EXPENDITURE JAN - DEC., 2018	IFELOJU ACTUAL EXPENDITURE JAN - DEC., 2018	TOTAL
23	CAPITAL EXPENDITURES				
23050117	FARM DEVELOPMENT	37,000,000.00	15,769,269.00	3,812,000.00	19,581,269.00
	* Crop Division				
	- Arable Crop cultivation				
	- Vegetable production				
	* Livestock Division				
	- Poultry				
	- Piggery				
	- Snailery				
	- Cattle Rearing				
	- Bee Keeping				
	* Fisheries				
	Purchase of 50 Acres of farm Land	2,000,000.00			
	FORESTRY				
23040101	Tree Planting	500,000.00			
	- Teak Plantation				
	- Gmelina Plantation				
	- Cashew Plantation				
	- Cocoa Plantation				
23050118	Procurement of Agricultural Inputs	5,000,000.00	1,522,998.00	300,000.00	1,822,998.00
	SUB-TOTAL	44,500,000.00	17,292,267.00	4,112,000.00	21,404,267.00
	GRAND TOTAL	63,000,000.00	30,933,267.00	9,762,800	40,696,067.00

DEPARTMENT OF FINANCE AND SUPPLIES -
(ADMINISTRATIVE CODE---022000100100)

ECONOMIC CODE	EXPENDITURES DETAIL	APPROVED ESTIMATES 2018	ACTUAL EXPENDITURE JAN - DEC., 2018		
2	EXPENDITURES				
21	PERSONNEL COST				
2101	SALARY				
210101	SALARIES AND WAGES				
21010101	SALARY	20,659,868.08	15,345,072.00		
	SUB TOTAL	20,659,868.08	15,345,072.00		
2102	ALLOWANCES AND SOCIAL CONTRIBUTION				
210201	ALLOWANCES				
21020101	NON REGULAR ALLOWANCES (LEAVE ALLOWANCE)	2,000,000.00	700,879.29		
	SUB TOTAL	2,000,000.00	700,879.29		
210202	SOCIAL CONTRIBUTIONS				
21020201	NHIS CONTRIBUTION				
21020202	CONTRIBUTORY PENSION (EMPLOYERS)				
21020204	EMPLOYEE COMPENSATION FUND				
21020205	HOUSING FUND CONTRIBUTION				
	SUB TOTAL		-		
2103	SOCIAL BENEFITS				
21030103	SOCIAL BENEFITS				
21030101	GRATUITY				
21030102	PENSION	28,000,000.00	29,878,076.24		
21030103	DEATH BENEFITS				
	SUB TOTAL	28,000,000.00	29,878,076.24		
	TOTAL PERSONNEL COSTS	50,659,868.08	45,924,028.03		

**DEPARTMENT OF FINANCE AND SUPPLIES -
(ADMINISTRATIVE CODE--022000100100)**

ECONOMIC CODE	EXPENDITURES DETAILS	APPROVED ESTIMATES 2018	SAKI EAST ACTUAL EXPENDITURE JAN - DEC., 2018	IFELOJU ACTUAL EXPENDITURE JAN - DEC., 2018	TOTAL
2202	OVERHEAD COST				
220201	TRAVEL & TRANSPORT - GENERAL				
22020101	LOCAL TRAVEL & TRANSPORT: TRAINING				
22020102	LOCAL TRAVEL & TRANSPORT: OTHERS	600,000.00	927,500.00	1,782,000.00	2,709,500.00
22020103	INTERNATIONAL TRAVEL & TRANSPORT: TRAINING				
22020104	INTERNATIONAL TRAVEL & TRANSPORT: OTHERS				
	SUB TOTAL	600,000.00	927,500.00	1,782,000.00	2,709,500.00
220202	UTILITIES - GENERAL				
22020201	ELECTRICITY CHARGES				
22020202	TELEPHONE CHARGES				
22020203	INTERNET ACCESS CHARGES				
	SUB TOTAL				
220203	MATERIALS & SUPPLIES - GENERAL				
22020301	OFFICE STATIONERIES/COMPUTER CONSUMABLES		25,000.00		25,000.00
22020305	PRINTING OF NON SECURITY DOCUMENTS	100,000.00			
22020306	PRINTING OF SECURITY DOCUMENTS	800,000.00	1,296,000.00	3,950,000.00	1,691,000.00
22020311	FOOD STUFF/ CATERING MATERIALS SUPPLIES				
22020312	PRODN,PUBLICATION AND CIRCULATION OF ANNUAL FIN. STMT	150,000.00	150,000.00		150,000.00
22020313	PRODUCTION OF REPORT OF TO PUBLIC ACCTS COMMITTEE (PAC)	50,000.00			
	SUB TOTAL	1,100,000.00	1,471,000.00	3,950,000.00	1,866,000.00

DEPARTMENT OF FINANCE AND SUPPLIES -
(ADMINISTRATIVE CODE--022000100100)

ECONOMIC CODE	EXPENDITURES DETAILS	APPROVED ESTIMATES 2018	SAKI EAST ACTUAL EXPENDITURE JAN - DEC., 2018	IFELOJU ACTUAL EXPENDITURE JAN - DEC., 2018	TOTAL
220204	MAINTENANCE SERVICES - GENERAL				
22020401	MAINT. OF MOTOR VEHICLE /TRANSPORT EQUIPMENT	950,000.00	1,158,100.00		1,158,100.00
22020402	MAINTENANCE OF OFFICE FURNITURE			105,600,000.00	105,600.00
22020403	MAINT. OF OFFICE BUILDING/ RESIDENTIAL QTRS				
22020404	MAINTENANCE OF OFFICE/IT EQUIPMENTS			15,750.00	15,750.00
22020405	MAINTENANCE OF PLANTS/GENERATORS				
22020406	OTHER MAINTENANCE SERVICES	100,000.00	300,500.00		300,500.00
	SUB TOTAL	1,050,000.00	1,458,600.00	121,350,000.00	1,579,950.00
220205	TRAINING - GENERAL				
22020501	LOCAL TRAINING				
22020502	INTERNATIONAL TRAINING				
22020503	CONT. TO LOCAL GOVT. SERVICE COMM TRAINING FUND				
	SUB TOTAL	0.00	0.00		
220206	OTHER SERVICES - GENERAL				
22020602	OFFICE RENT				
22020603	RESIDENTIAL RENT				
	SUB TOTAL				
220207	CONSULTING & PROFESSIONAL SERVICES -GENERAL				
22020701	FINANCIAL CONSULTING				
22020709	AUDITING OF ACCOUNTS	3,000,000.00	900,000.00		900,000.00
	SUB TOTAL	3,000,000.00	900,000.00	0	900,000.00
220208	FUEL & LUBRICANTS - GENERAL				
22020801	MOTOR VEHICLE FUEL COST	750,000.00	821,500.00	32,000.00	853,500.00

DEPARTMENT OF FINANCE AND SUPPLIES -
(ADMINISTRATIVE CODE--022000100100)

ONOMIC CO	EXPENDITURES DETAILS	APPROVED ESTIMATES 2018	SAKI EAST ACTUAL EXPENDITURE JAN - DEC., 2018	IFELOJU ACTUAL EXPENDITURE JAN - DEC., 2018	TOTAL
220209	FINANCIAL CHARGES - GENERAL				
22020901	BANK CHARGES (OTHER THAN INTEREST)	100,000.00	366,226.72		366,226.72
22020902	INSURANCE PREMIUM	2,000,000.00			
22020904	OTHER CRF BANK CHARGES	100,000.00			
22020908	DOMESTIC INTEREST/DISCOUNT - SHORT TERM BORROWING				
	SUB TOTAL	2,200,000.00	366,226.72	0	366,226.72
220210	MISCELLANEOUS EXPENSES GENERAL				
22021001	REFRESHMENT & MEALS	400,000.00	8,110,000.00	533,700.00	8,643,700.00
22021004	MEDICAL EXPENSES - LOCAL				
22021007	WELFARE PACKAGES		400,000.00	0	400,000.00
22021029	OTHER EXPENSES	300,000.00	235,000.00	880,000.00	1,115,000.00
22021033	CONTINGENCIES - OTHER RECURRENT COSTS	900,000.00	1,340,000.00	1,340,000.00	2,680,000.00
	SUB TOTAL	1,600,000.00	10,085,000.00	2,753,700.00	12,838,700.00
2204	GRANTS AND CONTRIBUTION - GENERAL				
220401	Local Grants and Contribution				
22040111	CONTRIBUTION TO TRADITIONAL COUNCILS				
22040112	CONTRIBUTION TO MIN. FOR LG/BUREAU FOR ADM EXPENSES				
22040113	CONTRIBUTION TO ECOLOGICAL FUND				
	SUB TOTAL				
2207	TRANSFER TO OTHER FUND				
22070101	TRANSFER TO CDF				

DEPARTMENT OF FINANCE AND SUPPLIES -
(ADMINISTRATIVE CODE--022000100100)

ECONOMIC CODE	DETAILS OF CAPITAL EXPENDITURE	APPROVED ESTIMATES 2018	SAKI EAST ACTUAL EXPENDITURE JAN - DEC., 2018	IFELOJU ACTUAL EXPENDITURE JAN - DEC., 2018	TOTAL
23	CAPITAL EXPENDITURES				
23010113	PURCHASE OF COMPUTERS	300,000.00			
23010114	PURCHASE OF COMPUTER PRINTERS	80,000.00			
23010115	PURCHASE OF PHOTOCOPYING MACHINES				
23010116	PURCHASE OF TYPEWRITERS				
23010117	PURCHASE OF SHREDDING MACHINES				
23010118	PURCHASE OF SCANNERS				
23010120	PURCHASE OF CANTEEN/ KITCHEN EQUIPMENT/UTENSILS				
23010139	PURCHASE OF ROUTERS/SWITCHES				
23010140	PURCHASE OF UPS/INVERTERS				
23010141	PURCHASE OF COMPUTER STORAGE DEVICES				
23010142	PURCHASE OF NETWORKING DEVICES/PERIPHERALS				
23010146	PURCHASE OF OTHER EQUIPMENT	350,000.00	88,000.00		88,000.00
23050102	COMPUTER SOFTWARE ACQUISITION	200,000.00			
23010112	PURCHASE OF OFFICE FURNITURES AND FITTINGS				
23010104	PURCHASE OF MOTOR CYCLES				
23010105	PURCHASE OF MOTOR VEHICLES				
23010108	PURCHASE OF BUSES				
	TOTAL	930,000.00	88,000.00	0	88,000.00

DEPARTMENT OF FINANCE AND SUPPLIES -
(ADMINISTRATIVE CODE---022000100100)

ECONOMIC SECTOR

FINANCIAL AND FISCAL AFFAIRS-(FUNCTIONAL CODE---70112)

ECONOMIC CODE	DETAILS OF CAPITAL EXPENDITURE	APPROVED ESTIMATES 2018	SAKI EAST ACTUAL EXPENDITURE JAN - DEC., 2018	IFELOJU ACTUAL EXPENDITURE JAN - DEC., 2018	TOTAL
23	CAPITAL EXPENDITURES				
23050120	ACQUISITION OF SHARES				
	TOTAL				

DEPARTMENT OF BUDGET, PLANNING, RESEARCH AND STATISTICS -(ADMINISTRATIVE CODE--
022000300100)

ECONOMIC CODE	EXPENDITURES DETAIL	APPROVED ESTIMATES 2018	ACTUAL EXPENDITURE JAN - DEC., 2018		
2	EXPENDITURES				
21	PERSONNEL COST				
2101	SALARY				
210101	SALARIES AND WAGES				
21010101	SALARY	5,106,580.80	1,956,547.23		
	SUB TOTAL	5,106,580.80	1,956,547.23		
2102	ALLOWANCES AND SOCIAL CONTRIBUTION				
210201	ALLOWANCES				
21020101	NON REGULAR ALLOWANCES (LEAVE ALLOWANCE)	200,000.00	114,464.33		
	SUB TOTAL	200,000.00	114,464.33		
210202	SOCIAL CONTRIBUTIONS				
21020201	THIS CONTRIBUTION	0.00			
21020202	CONTRIBUTORY PENSION (EMPLOYERS)	0.00			
21020204	EMPLOYEE COMPENSATION FUND	0.00			
21020205	HOUSING FUND CONTRIBUTION	0.00			
	SUB TOTAL	-			
	<u>TOTAL PERSONNEL COSTS</u>	5,306,580.80	2,071,011.56		

**DEPARTMENT OF BUDGET, PLANNING, RESEARCH AND STATISTICS -
(ADMINISTRATIVE CODE---022000300100)**

ECONOMIC CODE	EXPENDITURES DETAILS	APPROVED ESTIMATES 2018	SAKI EAST ACTUAL EXPENDITURE JAN - DEC., 2018	IFELOJU ACTUAL EXPENDITURE JAN - DEC., 2018	TOTAL
2202	OVERHEAD COST				
220201	TRAVEL & TRANSPORT - GENERAL				
22020101	LOCAL TRAVEL & TRANSPORT: TRAINING				
22020102	LOCAL TRAVEL & TRANSPORT: OTHERS	300,000.00	243,000.00	304,000.00	547,000.00
22020103	INTERNATIONAL TRAVEL & TRANSPORT: TRAINING				
22020104	INTERNATIONAL TRAVEL & TRANSPORT: OTHERS				
	SUB TOTAL	300,000.00	243,000.00	304,000.00	547,000.00
220202	UTILITIES - GENERAL				
22020202	TELEPHONE CHARGES				
22020203	INTERNET ACCESS CHARGES				
	SUB TOTAL				
220203	MATERIALS & SUPPLIES - GENERAL				
22020301	OFFICE STATIONERIES/COMPUTER CONSUMABLES				
22020305	PRINTING OF NON SECURITY DOCUMENTS				
22020306	PRINTING OF SECURITY DOCUMENTS				
22020310	TEACHING AIDS/ INSTRUCTIONS MATERIALS				
22020311	FOOD STUFF/ CATERING MATERIALS SUPPLIES				
	SUB TOTAL	0.00	0.00	0.00	0.00
220204	MAINTENANCE SERVICES - GENERAL				
22020401	MAINT. OF MOTOR VEHICLE /TRANSPORT EQUIPMENT	480,000.00	480,000.00		480,000.00
22020402	MAINTENANCE OF				

220205	TRAINING - GENERAL				
22020501	LOCAL TRAINING		60,000.00		60,000.00
22020502	INTERNATIONAL TRAINING				
	SUB TOTAL		60,000.00	0	60,000.00
220207	CONSULTING & PROFESSIONAL SERVICES -GENERAL				
22020702	INFORMATION TECHNOLOGY CONSULTING				
	SUB TOTAL	0.00	0.00	0	0
220208	FUEL & LUBRICANTS - GENERAL				
22020801	MOTOR VEHICLE FUEL COST	650,000.00	225,000.00		225,000.00
22020802	OTHER TRANSPORT EQUIPMENT FUEL COST				
22020803	PLANT / GENERATOR FUEL COST				
	SUB TOTAL	650,000.00	225,000.00	0	225,000.00
220210	MISCELLANEOUS EXPENSES GENERAL				
22021001	REFRESHMENT & MEALS	100,000.00	90,000.00	35,000.00	125,000.00
22021004	MEDICAL EXPENSES - LOCAL				
22021007	WELFARE PACKAGES				
22021008	SUBSCRIPTION TO PROFESSIONAL BODIES				
22021014	ANNUAL BUDGET EXPENSES & ADMINISTRATION	400,000.00	480,000.00		480,000.00
22021022	PLANNING, MONITORING AND EVALUATION	200,000.00			
22021023	RESEARCH AND DOCUMENTATION	0.00			
22021029	OTHER EXPENSES				
22021031	CONDUCT OF SURVEY				
22021033	CONTINGENCIES - OTHER RECURRENT COSTS	100,000.00	80,000.00		80,000.00
	SUB TOTAL	800,000.00	650,000.00	35,000.00	685,000.00
	GRAND TOTAL OVERHEAD	2,260,000.00	1,658,000.00	339,000.00	1,997,000.00

DEPARTMENT OF BUDGET, PLANNING, RESEARCH AND STATISTICS -(ADMINISTRATIVE CODE---
GENERAL PERSONNEL SERVICES -(FUNCTIONAL CODE---70131)

ECONOMIC CODE	DETAILS OF CAPITAL EXPENDITURE	APPROVED ESTIMATES 2018	SAKI EAST ACTUAL EXPENDITURE JAN - DEC., 2018	IFELOJU ACTUAL EXPENDITURE JAN - DEC., 2018	TOTAL
23	CAPITAL EXPENDITURES				
23010113	PURCHASE OF COMPUTERS	130,000.00			
23010114	PURCHASE OF COMPUTER PRINTERS	50,000.00			
23010115	PURCHASE OF PHOTOCOPYING MACHINES				
23010117	PURCHASE OF SHREDDING MACHINES				
23010118	PURCHASE OF SCANNERS				
23010120	PURCHASE OF CANTEEN/ KITCHEN EQUIPMENT/UTENSILS				
23010139	PURCHASE OF ROUTERS/SWITCHES				
23010140	PURCHASE OF UPS/INVERTERS				
23010141	PURCHASE OF COMPUTER STORAGE DEVICES				
23010142	PURCHASE OF NETWORKING DEVICES/PERIPHERALS				
23010146	PURCHASE OF OTHER EQUIPMENT	100,000.00			
23050102	COMPUTER SOFTWARE ACQUISITION				
23010112	PURCHASE OF OFFICE				

DEPARTMENT OF BUDGET, PLANNING, RESEARCH AND STATISTICS -(ADMINISTRATIVE CODE---

022000300100)

ECONOMIC SECTOR

FINANCIAL AND FISCAL AFFAIRS-(FUNCTIONAL CODE--70112)

ECONOMIC CODE	CAPITAL EXPENDITURE	APPROVED ESTIMATES 2018	SAKI EAST ACTUAL EXPENDITURE JAN - DEC., 2018	IFELOJU ACTUAL EXPENDITURE JAN - DEC., 2018	TOTAL
23	CAPITAL EXPENDITURES				
23050112	COUNTERPART FUNDING	0.00	0.00		
	TOTAL	0.00	0.00		

DEPARTMENT OF COMMUNITY DEVELOPMENT AND CULTURE --(ADMINISTRATIVE CODE--
055100300100)

ECONOMIC CODE	EXPENDITURES DETAILS	APPROVED ESTIMATES 2018	ACTUAL EXPENDITURE JAN - DEC., 2018		
2	EXPENDITURES				
21	PERSONNEL COST				
2101	SALARY				
210101	SALARIES AND WAGES				
21010101	SALARY	43,435,377.24	32,249,391.25		
	SUB TOTAL	43,435,377.24	32,249,391.25		
2102	ALLOWANCES AND SOCIAL CONTRIBUTION				
210201	ALLOWANCES				
21020101	NON REGULAR ALLOWANCES (Ad-Hoc Staff---Vigilante,NYSC) Leave Allowance	38,475,555.08	32,814,187.83		
	SUB TOTAL	38,475,555.08	32,814,187.83		
210202	SOCIAL CONTRIBUTIONS				
21020201	NHIS CONTRIBUTION				
21020202	CONTRIBUTORY PENSION (EMPLOYERS)				
21020204	EMPLOYEE COMPENSATION FUND				
21020205	HOUSING FUND CONTRIBUTION				
	SUB TOTAL	-	-		
	TOTAL PERSONNEL COSTS	81,910,932.32	65,063,579.08		

DEPARTMENT OF COMMUNITY DEVELOPMENT AND CULTURE -(ADMINISTRATIVE CODE---
055100300100)

ECONOMIC CODE	EXPENDITURES DETAILS	APPROVED ESTIMATES 2018	SAKIEAST ACTUAL EXPENDITURE JAN - DEC., 2018	IFELOJU ACTUAL EXPENDITURE JAN - DEC., 2018	TOTAL
2202	OVERHEAD COST				
220201	TRAVEL & TRANSPORT - GENERAL				
22020101	LOCAL TRAVEL & TRANSPORT: TRAINING				
22020102	LOCAL TRAVEL & TRANSPORT: OTHERS	400,000.00	1,849,000.00	2,352,000.00	4,201,000.00
22020103	INTERNATIONAL TRAVEL & TRANSPORT: TRAINING		242,400.00		242,400.00
22020104	INTERNATIONAL TRAVEL & TRANSPORT: OTHERS				
	SUB TOTAL	400,000.00	2,091,400.00	2,352,000.00	4,443,400.00
220202	UTILITIES - GENERAL				
22020201	ELECTRICITY CHARGES				
22020202	TELEPHONE CHARGES				
22020203	INTERNET ACCESS CHARGES(DSTV etc)	200,000.00			
	SUB TOTAL	200,000.00	0.00	0.00	0.00
220203	MATERIALS & SUPPLIES - GENERAL				
22020301	OFFICE STATIONERIES/COMPUTER CONSUMABLES				
22020302	BOOKS				
22020303	NEWSPAPERS	300,000.00	48,000.00	0	48,000.00
22020304	MAGAZINES & PERIODICALS	300,000.00			
22020305	PRINTING OF NON SECURITY DOCUMENTS				
22020306	PRINTING OF SECURITY DOCUMENTS				
	FIELD & CAMPING			300,000.00	300,000.00

DEPARTMENT OF COMMUNITY DEVELOPMENT AND CULTURE -(ADMINISTRATIVE CODE--
055100300100)

ECONOMIC CODE	EXPENDITURES DETAIL	APPROVED ESTIMATES 2018	SAKI EAST ACTUAL EXPENDITURE JAN - DEC., 2018	IFELOJU ACTUAL EXPENDITURE JAN - DEC., 2018	TOTAL
220204	MAINTENANCE SERVICES - GENERAL				
22020401	MAINT. OF MOTOR VEHICLE /TRANSPORT EQUIPMENT	400,000.00	545,000.00	23,000.00	568,000.00
22020402	MAINTENANCE OF OFFICE FURNITURE				
22020403	MAINT. OF OFFICE BUILDING/ RESIDENTIAL QTRS				
22020404	MAINTENANCE OF OFFICE/IT EQUIPMENTS				
22020405	MAINTENANCE OF PLANTS/GENERATORS				
22020406	OTHER MAINTENANCE SERVICES				
22020411	MAINTENANCE OF COMMUNICATION EQUIPMENT	50,000.00			
	SUB TOTAL	450,000.00	545,000.00	23,000.00	568,000.00
220205	TRAINING - GENERAL				
22020501	LOCAL TRAINING				
22020502	INTERNATIONAL TRAINING				
	SUB TOTAL				
220206	OTHER SERVICES - GENERAL				
22020601	SECURITY SERVICE(Vigilante etc)	300,000.00	1,472,000.00	3,471,000.00	4,943,000.00
22020602	OFFICE RENT				
22020603	RESIDENTIAL RENT				
22020607	RESCUE SERVICES				
	SUB TOTAL	300,000.00	1,472,000.00	3,471,000.00	4,943,000.00
220207	CONSULTING & PROFESSIONAL SERVICES -GENERAL				
22020702	INFORMATION TECHNOLOGY CONSULTING				
	SUB TOTAL				

**DEPARTMENT OF COMMUNITY DEVELOPMENT AND CULTURE -(ADMINISTRATIVE CODE--
055100300100)**

ECONOMIC CODE	EXPENDITURES DETAILS	APPROVED ESTIMATES 2018	SAKI EAST ACTUAL EXPENDITURE JAN - DEC., 2018	IFELOJU ACTUAL EXPENDITURE JAN - DEC., 2018	TOTAL
220210	MISCELLANEOUS EXPENSES GENERAL				
22021001	REFRESHMENT & MEALS	2,000,000.00	2,233,000.00	1,846,400.00	4,079,400.00
22021003	PUBLICITY & ADVERTISEMENTS	1,300,000.00	5,480,860.00	15,000.00	5,495,860.00
22021004	MEDICAL EXPENSES - LOCAL				
22021007	WELFARE PACKAGES			30,000.00	30,000.00
22021008	SUBSCRIPTION TO PROFESSIONAL BODIES				
22021009	SPORTING ACTIVITIES				
22021020	ELECTION - LOGISTICS SUPPORT	2,000,000.00	1,660,000.00	2,030,000.00	3,690,000.00
22021021	SPECIAL DAYS/CELEBRATIONS				
22021024	PILGRIMAGE AND RELIGIOUS FESTIVALS	100,000.00			
22021025	ACCREDITATION & SUBSCRIPTION TO EDUCATIONAL BODIES				
22021026	EXAMINATION EXPENSES				
22021027	DISASTER MANAGEMENT				
22021029	OTHER EXPENSES(NPC etc.)	300,000.00	1,330,500.00	1,062,500.00	2,393,000.00
22021030	PUBLIC ENLIGHTENMENT PROGRAMME		200,000.00	302,000.00	502,000.00
22021032	FAIR, FESTIVAL, EXPO AND SUMMIT		60,000.00	0	60,000.00
22021033	CONTINGENCIES - OTHER RECURRENT COSTS	150,000.00	438,000.00	174,200.00	612,200.00
	SUB TOTAL	5,850,000.00	11,402,360.00	5,460,100.00	16,862,460.00
2204	GRANTS AND CONTRIBUTION - GENERAL				
220401	Local Grants and Contribution				

2205	SUBSIDIES GENERAL				
220501	SUBSIDY TO PUBLIC/PUBLIC INSTITUTIONS				
22050102	MEAL SUBSIDY	2,000,000.00		468,400.00	468,400.00
22050105	EDUCATION SUBSIDY	2,000,000.00			
22050108	RELIGIUOS PILGRIMAGE SUBSIDY				
	SUB TOTAL	4,000,000.00	400,000.00	468,400.00	468,400.00
	GRAND TOTAL OVERHEAD	14,100,000.00	17,688,760.00	12,754,500.00	30,443,260.00

**DEPARTMENT OF COMMUNITY DEVELOPMENT AND CULTURE -(ADMINISTRATIVE CODE--
ADMINISTRATION SECTOR
GENERAL PERSONNEL SERVICES -(FUNCTIONAL CODE---70131)**

ECONOMIC CODE	DETAILS OF CAPITAL EXPENDITURE	APPROVED ESTIMATES 2018	SAKI EAST ACTUAL EXPENDITURE JAN - DEC., 2018	IFELOJU ACTUAL EXPENDITURE JAN - DEC., 2018	TOTAL
23	CAPITAL EXPENDITURES				
23010113	PURCHASE OF COMPUTERS				
23010114	PURCHASE OF COMPUTER PRINTERS	130,000.00			
23010115	PURCHASE OF PHOTOCOPYING MACHINES	50,000.00			
23010116	PURCHASE OF TYPEWRITERS				
23010117	PURCHASE OF SHREDDING MACHINES				
23010118	PURCHASE OF SCANNERS				
23010120	PURCHASE OF CANTEEN/ KITCHEN EQUIPMENT/UTENSILS				
23010139	PURCHASE OF ROUTERS/SWITCHES				
23010140	PURCHASE OF UPS/INVERTERS	30,000.00			
23010141	PURCHASE OF COMPUTER STORAGE DEVICES				
23010142	PURCHASE OF NETWORKING DEVICES/PERIPHERALS				
23010146	PURCHASE OF OTHER EQUIPMENT(PLASTIC CHAIRS&TABLES ETC)	2,500,000.00			
23050102	COMPUTER SOFTWARE ACQUISITION				
23010112	PURCHASE OF OFFICE FURNITURES AND FITTINGS	200,000.00			
23010121	PURCHASE OF RESIDENTIAL FURNITURES				
23010125	PURCHASE OF LIBRARY BOOKS & EQUIPMENT	500,000.00			

DEPARTMENT OF COMMUNITY DEVELOPMENT AND CULTURE -(ADMINISTRATIVE CODE---
SOCIAL SECTOR

ECONOMIC CODE	LS OF CAPITAL EXPENDITURES	APPROVED ESTIMATES 2018	SAKI EAST ACTUAL EXPENDITURE JAN - DEC., 2018	IFELOJU ACTUAL EXPENDITURE JAN - DEC., 2018	TOTAL
23	CAPITAL EXPENDITURES				
	COMMUNICATION-(FUNCTIONAL CODE---70460)				
23010143	PURCHASE OF CAMERAS	200,000.00			
23010145	PURCHASE OF PROJECTORS	300,000.00			
23010148	PURCHASE/PRINTING OF BOOKS (Exercise Books)	300,000.00		1,940,000.00	1,940,000.00
23010125	PURCHASE OF LIBRARY BOOKS & EQUIPMENT				
	SUB TOTAL	3,500,000.00	0.00	1,940,000.00	1,940,000.00
	COMMUNITY DEVELOPMENT(FUNCTIONAL CODE---70620)				
23010124	PURCHASE OF TEACHING/ LEARNING AID EQUIPMENT	1,000,000.00	5,450,000.00		5,450,000.00
23050110	EDUCATIONAL PROGRAMMES	4,000,000.00	1,795,000.00	3,797,000.00	5,592,000.00
23050111	CONSTITUENCY PROJECTS/EMPOWERMENT PROGRAMMES	25,461,735.26	38,656,900.00	10,905,500.00	49,562,400.00
	- Women Development Programmes				
	- LEMA				
	- Advocacy/Enlightenment programmes				
	- Widowhood and Aged programmes				
	YOUTHS,SPORTS AND RECREATION				
23010126	PURCHASE OF SPORTING/ GAMING EQUIPMENT	200,000.00			
	PURCHASE OF	100,000.00		425,000.00	425,000.00

DEPARTMENT OF WORKS AND HOUSING...
ADMINISTRATIVE CODE -023400100100

ECONOMIC CODE	EXPENDITURES DETAIL	APPROVED ESTIMATES 2018	ACTUAL EXPENDITURE JAN-DEC., 2018		
2	EXPENDITURES				
21	PERSONNEL COST				
2101	SALARY				
210101	SALARIES AND WAGES				
21010101	SALARY	34,411,846.43	25,407,878.57		
	SUB TOTAL	34,411,846.43	25,407,878.57		
2102	ALLOWANCES AND SOCIAL CONTRIBUTION				
210201	ALLOWANCES				
21020101	NON REGULAR ALLOWANCES (LEAVE ALLOWANCE)	2,938,000.00	1,774,132.53		
	SUB TOTAL	2,938,000.00	1,774,132.53		
210202	SOCIAL CONTRIBUTIONS				
21020201	NHIS CONTRIBUTION				
21020202	CONTRIBUTORY PENSION (EMPLOYERS)				
21020204	EMPLOYEE COMPENSATION FUND				
21020205	HOUSING FUND CONTRIBUTION				
	SUB TOTAL				
	TOTAL PERSONNEL COSTS	37,349,846.43	27,182,011.10		

DEPARTMENT OF WORKS AND HOUSING
ADMINISTRATIVE CODE ---023400100100

ECONOMIC CODE	EXPENDITURES DETAIL	APPROVED ESTIMATES 2018	SAKI EAST ACTUAL EXPENDITURE JAN - DEC., 2018	IFELOJU ACTUAL EXPENDITURE JAN - DEC., 2018	TOTAL
2202	OVERHEAD COST				
220201	TRAVEL & TRANSPORT - GENERAL				
22020101	LOCAL TRAVEL & TRANSPORT: TRAINING				
22020102	LOCAL TRAVEL & TRANSPORT: OTHERS	400,000.00	396,200.00	480,000.00	876,200.00
22020103	INTERNATIONAL TRAVEL & TRANSPORT: TRAINING				
22020104	INTERNATIONAL TRAVEL & TRANSPORT: OTHERS				
	SUB TOTAL	400,000.00	396,200.00	480,000.00	876,200.00
220202	UTILITIES - GENERAL				
22020201	ELECTRICITY CHARGES	800,000.00	571,500.00		571,500.00
22020202	TELEPHONE CHARGES				
22020203	INTERNET ACCESS CHARGES				
	SUB TOTAL	800,000.00	571,500.00	0	571,500.00
220203	MATERIALS & SUPPLIES - GENERAL				
22020301	OFFICE STATIONERIES/COMPUTER CONSUMABLES				
22020305	PRINTING OF NON SECURITY DOCUMENTS(Agreement Paper, files)				
22020306	PRINTING OF SECURITY DOCUMENTS				
22020311	FOOD STUFF/ CATERING MATERIALS SUPPLIES				
	SUB TOTAL				
220204	MAINTENANCE SERVICES - GENERAL				
22020401	MAINT. OF MOTOR VEHICLE /TRANSPORT EQUIPMENT	500,000.00	480,000.00		480,000.00
22020402	MAINTENANCE OF				

22020406	OTHER MAINTENANCE SERVICES(Grader etc)	600,000.00	478,500.00		478,500.00
22020410	MAINTENANCE OF STREET LIGHTINGS				
22020412	MAINTENANCE OF MARKETS/PUBLIC PLACES				
22020413	MINOR ROAD MAINTENANCE				
22020419	MAINTENANCE OF BOREHOLE SCHEMES			450,000.00	450,000.00
22020420	MAINTENANCE OF GOVERNMENT CHAPEL & MOSQUE				
	SUB TOTAL	1,300,000.00	1,106,729.13	1,250,000.00	2,356,729.13
220205	TRAINING - GENERAL				
22020501	LOCAL TRAINING				
22020502	INTERNATIONAL TRAINING				
	SUB TOTAL				
220206	OTHER SERVICES - GENERAL				
22020602	OFFICE RENT	700,000.00	531,000.00		531,000.00
22020603	RESIDENTIAL RENT	600,000.00	1,116,600.00		1,116,600.00
22020606	LAND USE CHARGES				
	SUB TOTAL	1,300,000.00	1,647,600.00	0	1,647,600.00
220207	CONSULTING & PROFESSIONAL SERVICES -GENERAL				
22020704	ENGINEERING				
22020705	ARCHITECTURAL SERVICES				
22020706	SURVEYING SERVICES				
	SUB TOTAL				
220208	FUEL & LUBRICANTS - GENERAL				
22020801	MOTOR VEHICLE FUEL COST	1,500,000.00	604,000.00		604,000.00
22020802	OTHER TRANSPORT EQUIPMENT FUEL COST	300,000.00			
22020803	PLANT / GENERATOR FUEL COST	740,000.00	938,000.00		938,000.00
	SUB TOTAL	2,540,000.00	1,542,000.00	0	1,542,000.00
220210	MISCELLANEOUS EXPENSES GENERAL				
22021001	REFRESHMENT & MEALS	100,000.00	30,000.00		30,000.00
22021004	MEDICAL EXPENSES - LOCAL				

DEPARTMENT OF WORKS AND HOUSING
ECONOMIC SECTOR

ECONOMIC CODE	DETAILS OF CAPITAL EXPENDITURE	APPROVED ESTIMATES 2018	SAKI EAST ACTUAL EXPENDITURE JAN - DEC., 2018	IFELOJU ACTUAL EXPENDITURE JAN - DEC., 2018	TOTAL
23	CAPITAL EXPENDITURES				
	GENERAL PERSONNEL SERVICES - (FUNCTIONAL CODE--70131)				
23010113	PURCHASE OF COMPUTERS				
23010114	PURCHASE OF COMPUTER PRINTERS				
23010115	PURCHASE OF PHOTOCOPYING MACHINES				
23010116	PURCHASE OF TYPEWRITERS				
23010117	PURCHASE OF SHREDDING MACHINES				
23010118	PURCHASE OF SCANNERS				
23010120	PURCHASE OF CANTEEN/ KITCHEN EQUIPMENT/UTENSILS				
23010139	PURCHASE OF ROUTERS/SWITCHES				
23010140	PURCHASE OF UPS/INVERTERS				
23010141	PURCHASE OF COMPUTER STORAGE DEVICES				
23010142	PURCHASE OF NETWORKING DEVICES/PERIPHERALS				
23010146	PURCHASE OF OTHER EQUIPMENT				
23010112	PURCHASE OF OFFICE FURNITURES AND FITTINGS				
23010121	PURCHASE OF RESIDENTIAL FURNITURES				
23010128	PURCHASE OF SECURITY EQUIPMENT				
	SUB TOTAL				

DEPARTMENT OF WORKS AND HOUSING
ADMINISTRATIVE CODE ---023400100100

ECONOMIC SECTOR

ECONOMIC CODE	DETAILS OF CAPITAL EXPENDITURE	APPROVED ESTIMATES 2018	SAKI EAST ACTUAL EXPENDITURE JAN - DEC., 2018	IFELOJU ACTUAL EXPENDITURE JAN - DEC., 2018	TOTAL
23	CAPITAL EXPENDITURES				
	OTHER PURCHASES - GENERAL				
23010101	PURCHASE/ACQUISITION OF LAND	1,000,000.00			
23010102	PURCHASE OF OFFICE BUILDINGS				
23010103	PURCHASE OF RESIDENTIAL BUILDING				
23010104	PURCHASE OF MOTOR CYCLES	2,500,000.00	400,000.00		400,000.00
23010105	PURCHASE OF MOTOR VEHICLES	15,000,000.00	3,200,000.00		3,200,000.00
23010106	PURCHASE OF VANS				
23010107	PURCHASE OF TRUCKS				
23010108	PURCHASE OF BUSES	4,000,000.00			
23010119	PURCHASE OF POWER GENERATING SET(Mikano 140 KVA)	8,000,000.00	414,500.00	186,999.90	601,499.90
23010123	PURCHASE OF FIRE FIGHTING EQUIPMENT	500,000.00			
23010129	PURCHASE OF INDUSTRIAL EQUIPMENT				
23010131	PURCHASE OF NAVIGATIONAL EQUIPMENT				
23010133	PURCHASE OF SURVEYING EQUIPMENT	500,000.00			
23010144	PURCHASE OF ELECTRONICS/ELECTRICAL EQUIPMENT	300,000.00			
23010149	PURCHASE OF GEOLOGICAL/GEOPHYSICAL EQUIPMENT	300,000.00			
23010150	PURCHASE OF ROAD EQUIPMENT/TOOLS				

DEPARTMENT OF WORKS AND HOUSING

ECONOMIC SECTOR

ECONOMIC CODE	DETAILS OF CAPITAL EXPENDITURE	APPROVED ESTIMATES 2018	SAKI EAST ACTUAL EXPENDITURE JAN - DEC., 2018	IFELOJU ACTUAL EXPENDITURE JAN - DEC., 2018	TOTAL
23	CAPITAL EXPENDITURES				
	CONSTRUCTION-- - (FUNCTIONAL CODE--- 70443)				
	CONSTRUCTIONS/BUILDINGS - GENERAL				
23020101	CONSTRUCTION / PROVISION OF OFFICE BUILDINGS				
23020102	CONSTRUCTION / PROVISION OF RESIDENTIAL BUILDINGS				
23020104	CONSTRUCTION / PROVISION OF				
23020105	CONSTRUCTION / PROVISION OF WATER FACILITIES	3,500,000.00	222,300.00	1,472,500.00	1,694,800.00
23020106	CONSTRUCTION / PROVISION OF HOSPITALS/HEALTH CENTERS	5,000,000.00		13,767,445.75	13,767,445.75
23020107	CONSTRUCTION / PROVISION OF PUBLIC SCHOOLS	15,000,000.00			
23020111	CONSTRUCTION / PROVISION OF LIBRARIES				
23020112	CONSTRUCTION / PROVISION OF SPORTING FACILITIES				
23020113	CONSTRUCTION / PROVISION OF AGRICULTURAL FACILITIES				
23020118	CONSTRUCTION / PROVISION OF INFRASTRUCTURES	1,000,000.00			
	CONSTRUCTION OF PUBLIC TOILETS				
	OTHERS				
23020119	CONSTRUCTION / PROVISION OF				

23020126	CONSTRUCTION/PROVISION OF CEMETERIES				
23020127	CONSTRUCTION/PROVISION OF ICT INFRASTRUCTURES	9,000,000.00	765,200.00		765,200.00
23020128	CONSTRUCTION/PROVISION OF ROAD SIGNS & FURNITURES		275,000.00		275,000.00
	ROAD TRANSPORT-- (FUNCTIONAL CODE---70451)				
23020114	CONSTRUCTION/PROVISION OF ROADS -- (Tarring, Dredging, Culverts, Drainages, Channelization, et c)	305,000.00	223,259,864.75	15,966,510.00	239,226,374.75
	ELECTRICITY-- (FUNCTIONAL CODE---70435)				
23020103	CONSTRUCTION / PROVISION OF ELECTRICITY	15,000,000.00	218,400.00		218,400.00
23030102	REHABILITATION/ REPAIRS - ELECTRICITY	500,000.00			
	SUB TOTAL	374,500,000.00	224,740,764.75	31,206,455.75	255,947,220.50
23	CAPITAL EXPENDITURES				
	REHABILITATION - GENERAL				
23030101	REHABILITATION/ REPAIRS OF RESIDENTIAL BUILDING	1,500,000.00	50,000.00		50,000.00
23030103	REHABILITATION/ REPAIRS - HOUSING/GUEST HOUSES	1,500,000.00	250,000.00		250,000.00
23030104	REHABILITATION/ REPAIRS - WATER	1,000,000.00		392,000.00	392,000.00

23030122	REHABILITATION/ REPAIRS OF BOUNDARIES			5,990,000.00	5,990,000.00
23030123	REHABILITATION/ REPAIRS OF TRAFFIC/ STREET LIGHTS	500,000.00			
23030124	REHABILITATION/ REPAIRS - MARKETS/PARKS	1,000,000.00			
23030125	REHABILITATION/ REPAIRS - POWER GENERATING PLANTS	300,000.00		50,000.00	50,000.00
23030126	REHABILITATION/ REPAIRS OF CEMETERIES				
23030127	REHABILITATION/ REPAIRS OF ICT INFRASTRUCTURES	1,000,000.00			
23030128	REHABILITATION/ REPAIRS OF ROAD SIGNS AND FURNITURE				
	Sub Total	63,300,000.00	63,615,401.97	26,665,220.00	90,280,621.97
23	CAPITAL EXPENDITURES				
23040107	PREPARATION/EXECUTI ON OF MASTER/REGIONAL PLANS	500,000.00	46,000.00		46,000.00
	Valuation list preparation				
	- PRODUCTION OF BASE MAPS				
	- ENGINEERING DRAWINGS				
	- HOUSE NUMBERING				

23050109	SPECIAL PROJECTS AND ASSIGNMENTS	1,000,000.00	370,000.00	530,000.00	900,000.00
23050114	COMPENSATION FOR ACQUIRED LANDED PROPERTY	500,000.00			
23050119	CONTINGENCIES - CAPITAL				
	Sub Total	2,000,101.00	416,000.00	530,000.00	946,000.00
	GRAND TOTAL	471,700,101.00	292,786,666.72	58,588,675.65	351,375,342.37

DEPARTMENT OF PRIMARY HEALTH CARE -
(ADMINISTRATIVE CODE--052100100100)

ECONOMIC CODE	EXPENDITURES DETAIL	APPROVED ESTIMATES 2018	ACTUAL EXPENDITURE JAN-DEC., 2018		
2	EXPENDITURES				
21	PERSONNEL COST				
2101	SALARY				
210101	SALARIES AND WAGES				
21010101	SALARY	92,067,053.16	86,128,368.09		
21010102	OVERTIME PAYMENTS				
	SUB TOTAL	92,067,053.16	86,128,368.09		
2102	ALLOWANCES AND SOCIAL CONTRIBUTION				
210201	ALLOWANCES				
21020101	NON REGULAR ALLOWANCES (Ad-Hoc Staff--Mid wives)		1,165,259.76		
	SUB TOTAL				
210202	SOCIAL CONTRIBUTIONS				
21020201	NHIS CONTRIBUTION				
21020202	CONTRIBUTORY PENSION (EMPLOYERS)				
21020203	GROUP LIFE INSURANCE				
21020204	EMPLOYEE COMPENSATION FUND				
21020205	HOUSING FUND CONTRIBUTION				
	SUB TOTAL				
	TOTAL PERSONNEL COST	92,067,053.16	87,293,627.85		

DEPARTMENT OF PRIMARY HEALTH CARE -
(ADMINISTRATIVE CODE-052100100100)

ECONOMIC CODE	EXPENDITURES DETAILS	APPROVED ESTIMATES 2018	SAKI EAST ACTUAL EXPENDITURE JAN - DEC., 2018	IFELOJU ACTUAL EXPENDITURE JAN - DEC., 2018	TOTAL
2202	OVERHEAD COST				
220201	TRAVEL & TRANSPORT - GENERAL				
22020101	LOCAL TRAVEL & TRANSPORT: TRAINING				
22020102	LOCAL TRAVEL & TRANSPORT: OTHERS	400,000.00	283,000.00	538,000.00	821,000.00
22020103	INTERNATIONAL TRAVEL & TRANSPORT: TRAINING				
22020104	INTERNATIONAL TRAVEL & TRANSPORT: OTHERS				
	SUB TOTAL	400,000.00	28,300.00	538,000.00	821,000.00
220202	UTILITIES - GENERAL				
22020201	ELECTRICITY CHARGES				
22020202	TELEPHONE CHARGES				
22020203	INTERNET ACCESS CHARGES				
	SUB TOTAL				
220203	MATERIALS & SUPPLIES - GENERAL				
22020301	OFFICE STATIONERIES/COMPUTER CONSUMABLES				
22020305	PRINTING OF NON SECURITY DOCUMENTS				
22020306	PRINTING OF SECURITY DOCUMENTS				
22020307	DRUGS/LABORATORY/ MEDICAL SUPPLIES				
22020308	FIELD & CAMPING MATERIALS SUPPLIES				
22020309	UNIFORMS & OTHER CLOTHING				
22020310	TEACHING AIDS/ INSTRUCTIONS MATERIALS				
	FOOD STUFF/ CATERING				

DEPARTMENT OF PRIMARY HEALTH CARE -
(ADMINISTRATIVE CODE--052100100100)

ECONOMIC CODE	EXPENDITURES DETAILS	APPROVED ESTIMATES 2018	SAKI EAST ACTUAL EXPENDITURE JAN - DEC., 2018	IFELOJU ACTUAL EXPENDITURE JAN - DEC., 2018	TOTAL
220204	MAINTENANCE SERVICES - GENERAL				
22020401	MAINT. OF MOTOR VEHICLE /TRANSPORT EQUIPMENT	300,000.00	510,000.00		510,000.00
22020402	MAINTENANCE OF OFFICE FURNITURE				
22020403	MAINT. OF OFFICE BUILDING/ RESIDENTIAL QTRS				
22020404	MAINTENANCE OF OFFICE/IT EQUIPMENTS	300,000.00			
22020405	MAINTENANCE OF PLANTS/GENERATORS	80,000.00			
22020406	OTHER MAINTENANCE SERVICES(AMBULANCE)	350,000.00	150,000.00		150,000.00
	SUB TOTAL	1,030,000.00	660,000.00	0	660,000.00
220205	TRAINING - GENERAL				
22020501	LOCAL TRAINING				
22020502	INTERNATIONAL TRAINING				
	SUB TOTAL				
220206	OTHER SERVICES - GENERAL				
22020601	SECURITY SERVICES				
22020602	OFFICE RENT				
22020603	RESIDENTIAL RENT				
	SUB TOTAL				
220207	CONSULTING & PROFESSIONAL SERVICES -GENERAL				
22020708	MEDICAL CONSULTING				
	SUB TOTAL				
	FUEL & LUBRICANTS -				

**DEPARTMENT OF PRIMARY HEALTH CARE -
(ADMINISTRATIVE CODE--052100100100)**

ECONOMIC CODE	EXPENDITURES DETAILS	APPROVED ESTIMATES 2018	SAKI EAST ACTUAL EXPENDITURE JAN - DEC., 2018	IFELOJU ACTUAL EXPENDITURE JAN - DEC., 2018	TOTAL
220210	MISCELLANEOUS EXPENSES GENERAL				
22021001	REFRESHMENT & MEALS	100,000.00	648,500.00		648,500.00
22021004	MEDICAL EXPENSES - LOCAL				
22021007	WELFARE PACKAGES				
22021008	SUBSCRIPTION TO PROFESSIONAL BODIES				
22021010	DIRECT TEACHING & LABORATORY COST				
22021021	SPECIAL DAYS/CELEBRATIONS			280,000.00	280,000.00
22021022	PLANNING, MONITORING AND EVALUATION				
22021023	RESEARCH AND DOCUMENTATION				
22021027	DISASTER MANAGEMENT				
22021029	OTHER EXPENSES				
22021030	PUBLIC ENLIGHTENMENT PROGRAMME				
22021031	CONDUCT OF SURVEY FAIR, FESTIVAL, EXPO AND SUMMIT				
22021032	CONTINGENCIES - OTHER RECURRENT COSTS	120,000.00	50,000.00		50,000.00
22021033					

DEPARTMENT OF PRIMARY HEALTH CARE -
 ADMINISTRATION SECTOR
 GENERAL PERSONNEL SERVICES -(FUNCTIONAL CODE---70131)

ECONOMI C CODE	DETAILS OF CAPITAL EXPENDITURE	APPROVED ESTIMATES 2018	SAKI EAST ACTUAL EXPENDITURE JAN - DEC., 2018	IFELOJU ACTUAL EXPENDITURE JAN - DEC., 2018	TOTAL
23	CAPITAL EXPENDITURES				
23010113	PURCHASE OF COMPUTERS	130,000.00			
23010114	PURCHASE OF COMPUTER PRINTERS	50,000.00			
23010115	PURCHASE OF PHOTOCOPYING MACHINES				
23010116	PURCHASE OF TYPEWRITERS				
23010117	PURCHASE OF SHREDDING MACHINES				
23010118	PURCHASE OF SCANNERS				
23010120	PURCHASE OF CANTEEN/KITCHEN EQUIPMENT/UTENSILS				
23010139	PURCHASE OF ROUTERS/SWITCHES				
23010140	PURCHASE OF UPS/INVERTERS				
23010141	PURCHASE OF COMPUTER STORAGE DEVICES				
23010142	PURCHASE OF NETWORKING DEVICES/PERIPHERALS				
23010146	PURCHASE OF OTHER EQUIPMENT	200,000.00			
23050102	COMPUTER SOFTWARE ACQUISITION				
23010112	PURCHASE OF OFFICE FURNITURES AND FITTINGS				
23010104	PURCHASE OF MOTOR CYCLES				
23010105	PURCHASE OF MOTOR VEHICLES				
23010108	PURCHASE OF BUSES				

(ADMINISTRATIVE CODE--052100100100)

SOCIAL SECTOR

ECONOMIC CODE	LS OF CAPITAL EXPEND	APPROVED ESTIMATES 2018	SAKIEAST ACTUAL EXPENDITURE JAN - DEC., 2018	IFELOJU ACTUAL EXPENDITURE JAN - DEC., 2018	TOTAL
23	CAPITAL EXPENDITURES				
	PUBLIC HEALTH SERVICES----- (FUNCTIONAL CODE--- 70740)				
23010122	* PURCHASE OF HEALTH / MEDICAL EQUIPMENT	17,000,000.00	34,404,000.00	7,654,000.00	42,058,000.00
	* Medical/Maternity Serv (Family Planning, Malaria Control etc)				
	* Drug Supplies				
	* Disease surveillance, Control and prevention				
	* LACA				
	* Public Enlightenment Campaigns				
	* Immunization programmes				
	* Monitoring and evaluation				
	SUB-TOTAL	17,000,000.00	34,404,000.00	7,654,000.00	42,058,000.00
	GRAND TOTAL	17,380,000.00	34,404,000.00	7,654,000.00	42,058,000.00

DEPARTMENT OF ENVIRONMENTAL SANITATION -
(ADMINISTRATIVE CODE--053500100100)

ECONOMIC CODE	EXPENDITURES DETAILS	APPROVED ESTIMATES 2018	ACTUAL EXPENDITURE JAN-DEC., 2018		
2	EXPENDITURES				
21	PERSONNEL COST				
2101	SALARY				
210101	SALARIES AND WAGES				
21010101	SALARY	18,371,089.68	13,346,861.75		
21010102	OVERTIME PAYMENTS	-			
	SUB TOTAL	18,371,089.68	13,346,861.75		
2102	ALLOWANCES AND SOCIAL CONTRIBUTION				
210201	ALLOWANCES				
21020101	NON REGULAR ALLOWANCES (Ad-hoc Staff--Health Workers)		180,595.66		
	SUB TOTAL				
210202	SOCIAL CONTRIBUTIONS				
21020201	NHIS CONTRIBUTION				
21020202	CONTRIBUTORY PENSION (EMPLOYERS)				
21020204	EMPLOYEE COMPENSATION FUND				
21020205	HOUSING FUND CONTRIBUTION				
	SUB TOTAL	-			
	TOTAL PERSONNEL COSTS	18,371,089.68	13,527,457.41		

DEPARTMENT OF ENVIRONMENTAL SANITATION -
(ADMINISTRATIVE CODE--053500100100)

ECONOMIC CODE	EXPENDITURES DETAILS	APPROVED ESTIMATES 2018	SAKI EAST ACTUAL EXPENDITURE JAN - DEC., 2018	IFELOJU ACTUAL EXPENDITURE JAN - DEC., 2018	TOTAL
2202	OVERHEAD COST				
220201	TRAVEL & TRANSPORT - GENERAL				
22020101	LOCAL TRAVEL & TRANSPORT: TRAINING				
22020102	LOCAL TRAVEL & TRANSPORT: OTHERS	300,000.00	203,000.00	425,000.00	628,000.00
22020103	INTERNATIONAL TRAVEL & TRANSPORT: TRAINING				
22020104	INTERNATIONAL TRAVEL & TRANSPORT: OTHERS				
	SUB TOTAL	300,000.00	203,000.00	425,000.00	628,000.00
220202	UTILITIES - GENERAL				
22020202	TELEPHONE CHARGES				
22020203	INTERNET ACCESS CHARGES				
22020205	WATER RATES				
22020206	SEWAGE CHARGES				
	SUB TOTAL				
220203	MATERIALS & SUPPLIES - GENERAL				
22020301	OFFICE STATIONERIES/COMPUTER CONSUMABLES				
22020305	PRINTING OF NON SECURITY DOCUMENTS				
22020306	PRINTING OF SECURITY DOCUMENTS				
22020309	UNIFORMS & OTHER CLOTHING				
22020310	TEACHING AIDS/				

22020406	OTHER MAINTENANCE SERVICES	150,000.00			
22020412	MAINTENANCE OF MARKETS/PUBLIC PLACES	600,000.00	300,000.00	1,200,000.00	1,500,000.00
	SUB TOTAL	1,050,000.00	780,000.00	1,200,000.00	1,980,000.00
220205	TRAINING - GENERAL				
22020501	LOCAL TRAINING				
22020502	INTERNATIONAL TRAINING				
	SUB TOTAL		0.00	0	0
220206	OTHER SERVICES - GENERAL				
22020605	CLEANING & FUMIGATION SERVICES	500,000.00	775,000.00	250,000.00	1,025,000.00
22020607	RESCUE SERVICES				
	SUB TOTAL	500,000.00	775,000.00	250,000.00	1,025,000.00
220208	FUEL & LUBRICANTS - GENERAL				
22020801	MOTOR VEHICLE FUEL COST	1,200,000.00	360,000.00		360,000.00
22020802	OTHER TRANSPORT EQUIPMENT FUEL COST	100,000.00	7,000.00		7,000.00
	SUB TOTAL	1,300,000.00	367,000.00	0	367,000.00
220210	MISCELLANEOUS EXPENSES GENERAL				
22021001	REFRESHMENT & MEALS	100,000.00			
22021003	PUBLICITY & ADVERTISEMENTS				
22021004	MEDICAL EXPENSES - LOCAL				
22021007	WELFARE PACKAGES				
22021008	SUBSCRIPTION TO PROFESSIONAL BODIES				
22021027	DISASTER MANAGEMENT	300,000.00			
22021029	OTHER EXPENSES(Burial of Paupers,Animal Carcasse)				
22021030	PUBLIC ENLIGHTENMENT PROGRAMME		1,250,000.00		1,250,000.00
22021033	CONTINGENCIES - OTHER RECURRENT COSTS	50,000.00			
	SUB TOTAL	450,000.00	1,250,000.00	0	1,250,000.00
2205	SUBSIDIES GENERAL				
220501	SUBSIDY TO				

DEPARTMENT OF ENVIRONMENTAL SANITATION -
ADMINISTRATION SECTOR
GENERAL PERSONNEL SERVICES -(FUNCTIONAL CODE---70131)

ECONOMIC CODE	DETAILS OF CAPITAL EXPENDITURE	APPROVED ESTIMATES 2018	SAKI EAST ACTUAL EXPENDITURE JAN - DEC., 2018	IFELOJU ACTUAL EXPENDITURE JAN - DEC., 2018	TOTAL
23	CAPITAL EXPENDITURES				
23010113	PURCHASE OF COMPUTERS	130,000.00			
23010114	PURCHASE OF COMPUTER PRINTERS	50,000.00			
23010120	PURCHASE OF CANTEEN/ KITCHEN EQUIPMENT/UTENSILS				
23010140	PURCHASE OF UPS/INVERTERS				
23010141	PURCHASE OF COMPUTER STORAGE DEVICES				
23010146	PURCHASE OF OTHER EQUIPMENT(Mower etc)	600,000.00	440,000.00		440,000.00
23010112	PURCHASE OF OFFICE FURNITURES AND FITTINGS	150,000.00			
23010104	PURCHASE OF MOTOR CYCLES				
23010105	PURCHASE OF MOTOR VEHICLES				
23010108	PURCHASE OF BUSES				
	TOTAL	930,000.00	440,000.00	0	440,000.00

**DEPARTMENT OF ENVIRONMENTAL SANITATION -
SOCIAL SECTOR**

ECONOMIC CODE	DETAILS OF CAPITAL EXPENDITURE	APPROVED ESTIMATES 2018	SAKI EAST ACTUAL EXPENDITURE JAN - DEC., 2018	IFELOJU ACTUAL EXPENDITURE JAN - DEC., 2018	TOTAL
23	CAPITAL EXPENDITURES				
	WASTE MANAGEMENT----- (FUNCTIONAL CODE---70510)				
23040102	EROSION AND FLOOD CONTROL	5,000,000.00	2,050,000.00	465,000.00	2,515,000.00
23040103	WIDLIFE CONSERVATION				
23040104	INDUSTRIAL POLLUTION PREVENTION & CONTROL/ENVIRONMENTAL SANITATION	11,200,000.00	5,360,000.00	5,927,000.00	11,287,000.00
	* Waste Disposal and management				
	* Purchase of waste bins/equipment				
	* Monitoring/Surveillance				
	* Maintenance(Clearing of road sides,etc)				
	* MAINTENANCE OF REFUSE DUMP SITES				
	POLLUTION CONTROL				
23040105	WATER POLLUTION PREVENTION & CONTROL	2,000,000.00	480,000.00	340,000.00	820,000.00
	Chlorination				
	- Purchase of chemicals				
23040106	BEAUTIFICATION & LANDSCAPING	500,000.00		350,000.00	350,000.00
	TOTAL	18,700,000.00	7,890,000.00	7,082,000.00	14,972,000.00
	GRAND TOTAL	19,630,000.00	8,330,000.00	7,082,000.00	15,412,000.00

SAKI EAST LOCAL GOVERNMENT, AGO AMODU.

BANK RECONCILIATION STATEMENT FOR THE MONTH OF DECEMBER, 2018

POLARIS BANK PLC, SAKI

A/C NO. 1770708492	N21,498,085.31	
A/C NO. 1750031846	49,134.91	
A/C NO.1750034696	<u>6,000.00</u>	21,553,220.22

ZENITH BANK PLC, SAKI

A/C NO. 1014519795	4,430,959.96	
A/C NO. 1012443302	<u>3,480,634.92</u>	7,911,594.88

IFESOWAPO MFB LTD. SEPETERI

A/C NO. 1020160050	<u>100,000.00</u>	100,000.00
--------------------	-------------------	------------

HERITAGE BANK PLC.IBADAN

A/C. NO. 5900001699	<u>8,114.84</u>	8,114.84
---------------------	-----------------	----------

STANBIC BANK PLC SAKI

A/C NO. 0011253254	<u>58,860.09</u>	58,860.09
--------------------	------------------	-----------

FIRST CITY MONUMENT BANK PLC, IBADAN

A/C 0323273036	199,960.00	
A/C 0323273012	172,940.00	
A/C 0323273029	<u>32,990.00</u>	<u>405,890.00</u>
		<u>30,037,680.03</u>

ADD:- APPENDIX A, B & C

A- Debit in Cash book not In Bank Statement	NIL	
B- Debit in bank statement not in cash book	NIL	
C- Bank Charges	<u>Nil</u>	30,037,680.03

LESS:- APPENDIX D & E,

D-Unpresented Cheques	N1,010,436.10	
E-Credit in bank statement not in Cash Book	<u>N 406,637.50</u>	
		<u>N1,417,073.60</u>

N28,620,606.43

APPENDIX "A"

DEBIT IN CASHBOOK NOT IN BANK STATEMENT AS AT DECEMBER, 2018

31/12/2018 Balance Brought Forward

NIL

NIL

APPENDIX "B"

DEBIT IN BANK STATEMENT NOT IN CASHBOOK AS AT DECEMBER, 2018

DEBIT IN CASH BOOK NO IN BANK STATEMENT : NIL

APPENDIX "C"

BANK CHARGES AS AT DECEMBER, 2018

POLARIS BANK

10/12/2018	Stamp duty	200.00	
17/12/2018	Stamp duty	50.00	
28/12/2018	SMS service charge	<u>44.00</u>	294.00

ZENITH BANK

07/12/2018	Cheque Book Charges	5,250.00	
07/12/2018	Stamp duty Charges	250.00	
14/12/2018	Stamp duty Charges	150.00	
21/12/2018	Stamp duty Charges	200.00	
22/12/2018	SMS Notification charge	336.00	
24/12/2018	Comm + VAT on Cheque 3627	429.25	
10/12/2018	NIP charge + VAT	52.50	
21/12/2018	Inter Bank Charge + VAT	25,042.50	
21/12/2018	Stamp duty charges	150.00	
22/12/2018	SMS Notification charge	100.00	
24/12/2018	NIP charge + VAT	52.50	
27/12/2018	NIP charge + VAT	52.50	
27/12/2018	NIP charge + VAT	<u>52.50</u>	
		<u>31,871.93</u>	<u>31,871.93</u>

APPENDIX "D"

UNPRESENTED CHEQUES AS AT 31st DECEMBER, 2018

30/06/2018	The Sec. NANNM cheq 00003089	21,190.94
30/06/2018	The Sec. NANNM cheq 00003161	21,190.94
30/06/2018	The Sec. NACHP cheq 00003315	21,190.94
30/09/2018	The Audit Gen. for L.G cheq 3386	100,000.00
30/09/2018	Cleff and facid Defumity 3249	480,000.00
31/12/2018	Oyo State Nulge 3684	236,162.32
31/12/2018	The Sec.Christian Association 3684	31,800.00
31/12/2018	The Sec. NANNM cheq 3681	22,433.83
31/12/2018	The Sec. NACHP cheq 3682	35,586.15
31/12/2018	Nigeria Union of pensioner	<u>40,880.98</u>


1,010,436.10

APPENDIX "E"

CREDIT IN BANK STATEMENT NOT IN CASH BOOK AS AT 31th DECEMBER, 2018

24/07/2017	OYO STATE SUBEB	59,842.50
11/10/2017	OYO STATE UNIVERSAL BASIC EDUCATION BOARD (SUBEB)	60,000.00
29/12/2017	OYO SUBEB T 949508	59,947.50
29/12/2017	OYO SUBEB T 949511	59,947.50
04/01/2018	FBN cheq. 0468694 Ibadan North Local Government	16,700.00
28/02/2018	Universal Basic Education Board	60,000.00
07/07/2018	Gbolahan Tayo	5,000.00
17/07/2018	Gbolahan Tayo	5,000.00
30/08/2019	OYO STATE SUBEB	60,000.00
04/09/2018	Akanji Tunde	1,700.00
17/10/2018	10427/Salau Adam	<u>18,500.00</u>

406,637.50



Polaris Bank Limited
SAKI
AJEGUNLE STREET
OPPOSITE SAKI WEST L.G SECRETARIAT, SAKI
OYO, OYO



01-NOV-2018 To 31-
JAN-2019
1770708492
STANDARD
CURRENT -
CORPORATE - NGN
SORT CODE:-
076191930

SAKI EAST LG INDEPENDENT REVENUE ACCOUNT
OYO STATE
OYO STATE, OYO STATE
OYO

Report By:-Timothy
Oladapo Popoola
Staff No:-05282
Branch:-Saki

EntryDate	Details	ValueDate	Debit	Credit	Balance
01-NOV-2018	Balance B/F.....				27,555,594.53
01-NOV-2018	ZENITH/CHQ00003511/DIR OF FINANCE&SUPPLIES SELG[SAKI EAST LOCAL GOVT]	02-NOV-2018	0	11,000.00	27,566,594.53
01-NOV-2018	ZENITH/CHQ00003510/DIR OF FINANCE & SUPPLIES SELG[SAKI EAST LOCAL GOVT]	02-NOV-2018	0	322,982.50	27,889,577.03
05-NOV-2018	0000024 chq pd ifo adekunle dauda	05-NOV-2018	35,000.00		27,854,577.03
05-NOV-2018	0000014 CHQ PD IFO ADEKUNLE DAUDA	05-NOV-2018	2,350,000.00		25,504,577.03
05-NOV-2018	0000015 CHQ PD IFO SANUSI OLABAMIJI	05-NOV-2018	2,000,000.00		23,504,577.03
05-NOV-2018	CHQ00000023 IFO MR ONI ADENIJI OYEWOLE B/O SAKI EAST L/G INDEPENDENT REVENUE	05-NOV-2018	359,500.00		23,145,077.03
05-NOV-2018	0000016 CHQ PD IFO SANUSI OLABAMIJI	05-NOV-2018	7,780,000.00		15,365,077.03
05-NOV-2018	0000021 chq pd ifo raheem jimoh	05-NOV-2018	146,000.00		15,219,077.03
05-NOV-2018	STAMP DUTY - N11000 TXN AS AT 02-NOV-2018	05-NOV-2018	50.00		15,219,027.03

07-NOV-2018	Clg Chq Paid: 000000000019 : JIMOH R OWOLABI	07-NOV-2018	440,000.00	0	14,578,877.03
07-NOV-2018	Clg Chq Paid: 000000000020 : TAIWO NIYI OLATUNBOSUN	07-NOV-2018	220,000.00	0	14,358,877.03
08-NOV-2018	Clg Chq Paid: 000000000018 : ENG OJO S KOLAWOLE	08-NOV-2018	3,000,000.00	0	11,358,877.03
08-NOV-2018	Clg Chq Paid: 000000000017 : ENGR OJO S KOLAWOLE	08-NOV-2018	4,000,000.00	0	7,358,877.03
12-NOV-2018	FBN/CHQ00329686/SHAKI EAST LOCAL GOVT[IWAJOAWA LOCAL GOVT STAT]	13-NOV-2018	0	30,000.00	7,388,877.03
14-NOV-2018	15053102 cdp by 3rd party oseni m	14-NOV-2018	0	7,100.00	7,395,977.03
14-NOV-2018	CHEQUE BOOK CHARGE	14-NOV-2018	3,000.00	0	7,392,977.03
14-NOV-2018	VAT ON CHEQUE BOOK CHARGE	14-NOV-2018	150.00	0	7,392,827.03
14-NOV-2018	TRF B/O SAKI EAST LOCAL GOVT IFO SAKI EAST LG	14-NOV-2018	0	16,000,000.00	23,392,827.03
19-NOV-2018	STAMP DUTY - N7100 TXN AS AT 14-NOV-2018	19-NOV-2018	50.00	0	23,392,777.03
19-NOV-2018	STAMP DUTY - N30000 TXN AS AT 13-NOV-2018	19-NOV-2018	50.00	0	23,392,727.03
23-NOV-2018	SMS_CHARGE_25OCT18- 21NOV18	22-NOV-2018	76.00	0	23,392,651.03
26-NOV-2018	15088381 cdp by 3RD PARTY OJOAWO MICHAEL ADELANI	26-NOV-2018	0	600.00	23,393,251.03
27-NOV-2018	CHQ00000025 IFO MR GBADAMOSI M ABIODUN B/O SAKI WEST LOCAL GOVT	27-NOV-2018	324,000.00	0	23,069,251.03
05-DEC-2018	FT B/O SAKI EAST LOCAL GOVT REF LETT SELG/TR/130/VOL.IV/213	05-DEC-2018	0	1,800,000.00	24,869,251.03
05-DEC-2018	CHQ000000001694 B/O ATISBO TRADITIONAL IFO SAKI EAST	05-DEC-2018	0	30,000.00	24,899,251.03

10-DEC-2018	STAMP DUTY - N10000 TXN AS AT 07-DEC-2018	10-DEC-2018	✓50.00	025,532,884.90
10-DEC-2018	STAMP DUTY - N322982.5 TXN AS AT 07-DEC-2018	10-DEC-2018	✓50.00	025,532,834.90
10-DEC-2018	STAMP DUTY - N30000 TXN AS AT 05-DEC-2018	10-DEC-2018	✓50.00	025,532,784.90
10-DEC-2018	STAMP DUTY - N30000 TXN AS AT 07-DEC-2018	10-DEC-2018	✓50.00	025,532,734.90
11-DEC-2018	Clg Chq Paid: 000000000102 : ENGR OJO SAMSON	11-DEC-2018	✓1,658,680.00	023,874,054.90
11-DEC-2018	Clg Chq Paid: 000000000101 : OJO SAMSON KOLAWOLE ENGR	11-DEC-2018	✓2,916,000.00	020,958,054.90
17-DEC-2018	STAMP DUTY - N4400 TXN AS AT 10-DEC-2018	17-DEC-2018	✓50.00	020,958,004.90
28-DEC-2018	SMS_CHARGE_22NOV18-26DEC18	27-DEC-2018	✓44.00	020,957,960.90
28-DEC-2018	5874041/ cdp by ONAOLAPO RASHEED AJEKUNLE	28-DEC-2018	0	✓150,000.00
28-DEC-2018	ZENITH/CHQ00003678/DIR OF FINANCE&SUPPLIES SELG[SAKI EAST LOCAL GOVT]	31-DEC-2018	0	✓6,000.00
28-DEC-2018	ZENITH/CHQ00003677/DIR OF FINANCE AND SUPPLIES SELG [SAKI EAST LOCAL GOVT]	31-DEC-2018	0	✓320,724.41
31-DEC-2018	3479121./ cdp by mrs tijani r b	31-DEC-2018	0	✓63,400.00
02-JAN-2019	STAMP DUTY - N150000 TXN AS AT 28-DEC-2018	02-JAN-2019	50.00	021,498,035.31
03-JAN-2019	5758489/CDP BY 3RD PARTY MRS TIJANI R.B	03-JAN-2019	0	20,800.00
03-JAN-2019	00000104 chq pd ifo sanusi olabamiji	03-JAN-2019	1,080,000.00	020,438,835.31
03-JAN-2019	00000105 chq pd ifo adekunle dauda	03-JAN-2019	612,500.00	019,826,335.31



ZENITH BANK PLC

SAKI* SAKI - ALONG PASA GIWA STREET - OKE-DIO, SAKI - IBADAN 07085314915

SAKI EAST LOCAL GOVERNMENT VATA/C
SAKI EAST LOCAL GOVERNMENT AGO-AMC

Account Number	CA	4012443302
Currency	NGN	
Opening Balance:		161,426.49
Total Debit:		79,520,672.55
Total Credit:		82,839,880.98
Closing Balance:		3,480,634.92
Period:	01/12/2018	TO 31/12/2018

DATE POSTED	VALUE DATE	DESCRIPTION	DEBIT	CREDIT	BALANCE
		OPENING BALANCE			161,426.49 CR
04/12/2018	04/12/2018	ZB CHQ 3607 PD MRS OJEBODE CHRISTIANAH	309,000.00		147,573.51 DR
04/12/2018	04/12/2018	TRF FRM GEN TRAD RULERS ACCT-SELG		3,573,000.00	3,422,426.49 CR
05/12/2018	05/12/2018	TRF FRM GEN TRAD RULERS COUNCIL ACCT-SEL		10,567,000.00	13,989,426.49 CR
05/12/2018	05/12/2018	TRF FRM GEN TRAD RULERS ACCT-SELG		2,993,000.00	16,982,426.49 CR
05/12/2018	05/12/2018	TRF FRM GEN TRAD RULERS ACCT-SELG		423,000.00	17,405,426.49 CR
05/12/2018	05/12/2018	TRF FRM GEN TRAD RULERS COUNCIL ACCT-SEL		16,943,000.00	34,348,426.49 CR
05/12/2018	05/12/2018	CHQ 3641 PD MR. SANUSI RASAQ	7,170,000.00		27,178,426.49 CR
05/12/2018	05/12/2018	CHQ 3648 PD ENGR OJO SAMSON	2,500,000.00		24,678,426.49 CR
05/12/2018	05/12/2018	chq 3605 pd engr ojo samson	1,000,000.00		23,678,426.49 CR
05/12/2018	05/12/2018	CHQ 3644 PD SANUSI RASAQ	1,940,000.00		22,738,426.49 CR
05/12/2018	05/12/2018	CHQ 3649 PD ENGR OJO S.KOLAWOLE	580,000.00		22,158,426.49 CR
05/12/2018	05/12/2018	CHQ 3643 PD MR GBADAMOSI M ABIODUN	350,000.00		21,808,426.49 CR
05/12/2018	05/12/2018	CHQ 3642 PD SANUSI RASAQ	353,000.00		21,455,426.49 CR
05/12/2018	05/12/2018	CHQ 3643 PD MR GBADAMOSI M ABIODUN (3647)	150,000.00		21,308,426.49 CR
05/12/2018	05/12/2018	CHQ 3646 PD SANUSI OLABAMIJI	143,000.00		21,165,426.49 CR
05/12/2018	05/12/2018	CHQ 3638 PD MR OJO REUBEN	83,500.00		21,081,926.49 CR
05/12/2018	05/12/2018	CHQ 3616 PD THE SEC SELG STAFF GICS	507,500.00		16,044,426.49 CR
05/12/2018	05/12/2018	CHQ 3645 PD SANUSI RASAQ OLABAMIJI	4,430,000.00		11,581,426.49 CR
06/12/2018	06/12/2018	ZB CHQ 3617 PD THE SEC AGO AMODU ALHALAL	3,361,946.00		8,219,480.49 CR



ZENITH BANK PLC

SAKI, SAKI, ALONG PASA GIWA STREET, OKE-DIO, SAKI, IBADAN 07085314915

Page 2 of 4

SAKI EAST LOCAL GOVERNMENT VAT-VC
SAKI EAST LOCAL GOVERNMENT AGO-AMC

Account Number	CA	1312443302
Currency	NGN	
Opening Balance		161,426.49
Total Debit		79,520,672.55
Total Credit		82,839,880.98
Closing Balance		3,480,634.92
Period	C1:12/2018	TO:31/12/2018

DATE POSTED	VALUE DATE	DESCRIPTION	DEBIT	CREDIT	BALANCE
10/12/2018	10/12/2018	CHQ 3637 PD MR IDRIS MUIDEEN A	100,000.00		5,586,825.13 CR
11/12/2018	11/12/2018	ZB CHQ 3619 PD THE TREASURER NULGE SELG	78,720.77		5,508,104.36 CR
11/12/2018	11/12/2018	ZB CHQ 3650 PD MR ATILADE WASIU ADELODUN	70,000.00		5,438,104.36 CR
11/12/2018	11/12/2018	CHQ 3632 PD MR JIMOH R OWOLABI	200,000.00		5,238,104.36 CR
11/12/2018	11/12/2018	CHQ 3635 PD OWOADE ADIJAT	25,000.00		5,213,104.36 CR
12/12/2018	12/12/2018	TRF FRM GEN TRAD RULERS ACCT-SELG		2,650,000.00	8,063,104.36 CR
12/12/2018	12/12/2018	CHQ 3610 PD SANUSI OLABAMIJI	890,000.00		7,173,104.36 CR
12/12/2018	12/12/2018	CHQ 3655 PD SANUSI OLABAMIJI	850,000.00		6,323,104.36 CR
12/12/2018	21/12/2018	CHQ 3611 PD SANUSI OLABAMIJI	572,500.00		5,750,604.36 CR
13/12/2018	13/12/2018	CHQ 3654 PD ENGR. OJO SAMSON	2,000,000.00		3,750,604.36 CR
13/12/2018	13/12/2018	CHQ 3615 PD OYO STATE REVENUE	1,227,685.87		2,522,918.49 CR
13/12/2018	13/12/2018	chq 3660 pd sanusi olabamiji	806,000.00		1,716,918.49 CR
13/12/2018	13/12/2018	chq 3656 pd mr sanusi olabamijo	502,000.00		1,214,918.49 CR
13/12/2018	13/12/2018	CHQ 3652 PD SHAIBU OLAJIRE	150,000.00		1,064,918.49 CR
14/12/2018	14/12/2018	TRF FRM GEN TRAD RULERS ACCT-SELG		100,000.00	2,164,918.49 CR
14/12/2018	14/12/2018	TRF FRM GEN TRAD RULERS ACCT-SELG		982,000.00	3,146,918.49 CR
14/12/2018	14/12/2018	ZB CHQ 3622 PD THE MANAGER IFESOWAPO MFB	70,000.00		3,076,918.49 CR
14/12/2018	14/12/2018	ZB CHQ 3625 PD THE SEC MUSLIM COMMUNITY	38,800.00		3,038,118.49 CR
14/12/2018	14/12/2018	ZB CHQ 3626 PD THE SECRETARY CHRISTIAN FORUM SELG	32,000.00		3,006,118.49 CR
14/12/2018	14/12/2018	STAMP DUTY CHARGE	150.00		3,005,968.49 CR
14/12/2018	14/12/2018	DP CHQ 3659 AJI BADE KOLA	86,620.00		2,919,348.49 CR
18/12/2018	18/12/2018	ZB CHQ 3613 PD AUDITOR GENERAL FOR LOCAL GOVT. OYO STAT	100,000.00		2,819,348.49 CR
18/12/2018	18/12/2018	ZB CHC 3557 PD SECRETARY TO OYO STATE GOVT.	320,000.00		2,499,348.49 CR
18/12/2018	18/12/2018	dp chq 3657 gbadamosi abiodun	480,000.00		2,019,348.49 CR
18/12/2018	18/12/2018	CHQ 3653 PD LAWLAL BOLANLE	64,000.00		1,955,348.49 CR
19/12/2018	19/12/2018	TRF FRM GEN TRAD RULERS ACCT-SELG		1,770,000.00	3,725,348.49 CR
19/12/2018	19/12/2018	TRF FRM GEN TRAD RULERS ACCT-SELG		11,830,000.00	



ZENITH BANK PLC

SAKI... SAKI... ALONG PASA GIWA STREET, OKE DIO, SAKI... IBADAN 07085314915

SAKI EAST LOCAL GOVERNMENT VAT A/G
SAKI EAST LOCAL GOVERNMENT AGO-AMC

Account Number	CA	1012443302
Currency		NGN
Opening Balance		161,426.49
Total Debit		79,520,672.55
Total Credit		82,839,880.98
Closing Balance		3,480,634.92
Period		01/12/2018 TO 31/12/2018

DATE POSTED	VALUE DATE	DESCRIPTION	DEBIT	CREDIT	BALANCE
20/12/2018	20/12/2018	TRF FRM GEN TRAD RULERS ACCT-SELG		27,518,000.00	30,287,818.84 CR
20/12/2018	20/12/2018	CHQ 3690 PD SANUSI OLABAMIJI	6,000,000.00		24,287,818.84 CR
20/12/2018	20/12/2018	dp chq 3696 adelodun wasiu	333,000.00		23,954,818.84 CR
20/12/2018	20/12/2018	chq 3661 pd engr dele ademola	1,000,000.00		23,854,818.84 CR
20/12/2018	20/12/2018	dp chq 3697 hammed basiru	1,000,000.00		23,754,818.84 CR
20/12/2018	20/12/2018	chq 3701 pd abdulkarim muntiru	85,000.00		23,669,818.84 CR
20/12/2018	20/12/2018	chq 3698 pd mr olabiyi joseph	50,000.00		23,619,818.84 CR
21/12/2018	21/12/2018	ZB CHQ 3669 PD HON. ELISHA GIDEON	300,000.00		23,319,818.84 CR
21/12/2018	21/12/2018	ZB CHQ 3667 PD HON. ADEPOJU ELIJAH	300,000.00		23,019,818.84 CR
21/12/2018	21/12/2018	ZB CHQ 3665 PD HON. OKELOLA JELILI	300,000.00		22,719,818.84 CR
21/12/2018	21/12/2018	ZB CHQ 3663 PD HON. NIYAKANDE	300,000.00		22,419,818.84 CR
21/12/2018	21/12/2018	STAMP DUTY CHARGE	200.00		22,419,618.84 CR
21/12/2018	21/12/2018	CHQ 3673 PD THE SEC SELG STAFF CICS	4,982,750.00		17,436,868.84 CR
21/12/2018	21/12/2018	dp chq 3680 oyedepo emmanuel	339,172.86		17,097,695.98 CR
21/12/2018	21/12/2018	chq 3670 pd bamidele hussein	300,000.00		16,797,695.98 CR
21/12/2018	21/12/2018	chq 3664 pd hon adegboye wasiu	100,000.00		16,697,695.98 CR
21/12/2018	21/12/2018	dp chq 3704 raheem jimoh	15,000.00		16,682,695.98 CR
22/12/2018	22/12/2018	SMS Notification Charge Dec 2018	335.00		16,682,359.98 CR
24/12/2018	24/12/2018	ZB CHQ 3663 PD THE SEC MUSLIM FORUM SELG	37,300.00		16,645,059.98 CR
24/12/2018	24/12/2018	ZB CHQ 3688 PD NIGERIAN UNION OF PENSIONERS IBADAN	59,840.70		16,585,249.28 CR
24/12/2018	24/12/2018	ZB CHQ 3679 PD THE MANAGER, IFESOWAPO MFB	70,000.00		16,515,249.28 CR



ZENITH BANK PLC

SAKI, SAKI, ALONG PASA GIWA STREET, OKE DIO, SAKI, IBADAN 07085314915

Page 4 of 4

SAKI EAST LOCAL GOVERNMENT VATA/C
SAKI EAST LOCAL GOVERNMENT AGO-AMC

Account Number	CA	1012443302
Currency	NGN	
Opening Balance		161,426.49
Total Debit		79,520,672.55
Total Credit		82,839,880.98
Closing Balance		3,480,634.92
Period	01/12/2018	TO 31/12/2018

DATE POSTED	VALUE DATE	DESCRIPTION	DEBIT	CREDIT	BALANCE	
28/12/2018	28/12/2018	ZB CHQ 3623 PD NATIONAL ASSOCIATION OF COMM. HEALTH PRA	34,940.26		5,371,222.67 CR	
28/12/2018	28/12/2018	ZB CHQ 3675 PD THE NULGE, OYO STATE	230,898.31		5,140,324.36 CR	
28/12/2018	28/12/2018	CHQ 3672 PD OYO STATE INTERNAL REVENUE S	1,182,679.19		3,957,645.17 CR	
31/12/2018	31/12/2018	ZB CHQ 3677 PD DIRECTOR OF FINANCE & SUPPLIES SELG	320,724.41		3,636,920.76 CR	
31/12/2018	31/12/2018	ZB CHQ 3687 PD NIGERIAN UNION OF PENSIONERS SELG	25,935.35		3,607,075.41 CR	
31/12/2018	31/12/2018	ZB CHQ 3628 PD NIGERIA UNION OF PENSIONERS SELG	20,440.49		3,586,634.92 CR	
31/12/2018	31/12/2018	ZB CHQ 3678 PD DIRECTOR OF FINANCE & SUPPLIES SELG	6,000.00		3,580,634.92 CR	
31/12/2018	31/12/2018	CHQ 3699 PD MR ADETAYO FLORENCE	100,000.00		3,480,634.92 CR	
96 Debit(s)		13 Credit(s)	79,520,672.55	82,839,880.98		
96 Debit(s)		13 Credit(s)	CLRD + UNCLRD	79,520,672.55	82,839,880.98	3,480,634.92 CR

DEAR CUSTOMER, PLEASE BE INFORMED THAT ALL TRANSACTIONS ON OUR ATMS USING ZENITH BANK CARDS ARE NOW FREE. HOWEVER, A FLAT FEE OF N50 WILL BE APPLICABLE MONTHLY.

ZENITHDIRECT - 24/7 CUSTOMER CONTACT CENTER

OUR ZENITHDIRECT CONTACT CENTER GIVES YOU ROUND THE CLOCK ACCESS TO YOUR ACCOUNT(S). ENROLL TODAY THROUGH INTERNET BANKING, BY VISITING ANY OF OUR BRANCHES OR BY CALLING ZENITHDIRECT ON: 01-2787000

TO AVOID CHEQUE RELATED FRAUD IN YOUR ACCOUNT WE IMPLORE YOU TO KEEP YOUR CHEQUE BOOKS AWAY FROM UNAUTHORIZED PERSONS.





ZENITH BANK PLC

SAKI_SAKI_ALONG_PASA_GIWA_STREET_OKE_DIO_SAKI_IBADAN07085314915

GENERAL TRAD. RULERS COUNCIL ACC.SA
SAKI EAST LOCAL GOVERNMENT SECRETA

Account Number	CA	1014519795
Currency	NGN	
Opening Balance		46,016,428.73
Total Debit		135,512,430.03
Total Credit		93,926,961.26
Closing Balance		4,430,959.96
Period		01/12/2018 TO 31/12/2018

DATE POSTED	VALUE DATE	DESCRIPTION	DEBIT	CREDIT	BALANCE
		OPENING BALANCE			46,016,428.73 CR
04/12/2018	04/12/2018	TRF TO THE OKE OGUN POLY VAT ACCT	3,570,000.00		42,446,428.73 CR
05/12/2018	05/12/2018	RVSL-TRF TO THE OKE OGUN POLY-04.12.18		3,570,000.00	46,016,428.73 CR
05/12/2018	05/12/2018	TRF TO SAKI EAST LOCAL GVT VAT ACCT-4-12	3,570,000.00		42,446,428.73 CR
05/12/2018	05/12/2018	TRF TO SAKI EAST LOCAL GOVT VAT ACCT	10,567,000.00		31,879,428.73 CR
05/12/2018	05/12/2018	TRF TO SAKI EAST LOCAL GOVT VAT ACCT	2,993,000.00		28,886,428.73 CR
05/12/2018	05/12/2018	TRF TO SAKI EAST LOCAL GOVT VAT ACCT	423,000.00		28,463,428.73 CR
05/12/2018	05/12/2018	TRF TO SAKI EAST LOCAL GOVT VAT ACCT	16,943,000.00		11,520,428.73 CR
10/12/2018	10/12/2018	NIP Charge + VAT	52.50		11,520,376.23 CR
10/12/2018	10/12/2018	NIP CR/IFELOJU LOCAL COUNCIL DEV AREA STABILIZA/STBC	1,799,500.00		9,729,876.23 CR
12/12/2018	12/12/2018	TRF TO SAKI EAST LOCAL GOVT VAT ACCT	2,850,000.00		6,879,876.23 CR
14/12/2018	14/12/2018	TRF TO SAKI EAST LOCAL GOVT VAT ACCT	982,000.00		5,897,876.23 CR
14/12/2018	14/12/2018	TRF TO SAKI EAST LOCAL GOVT VAT ACCT	1,100,000.00		4,797,876.23 CR
17/12/2018	17/12/2018	ETZ CorpPay-0571014519-FBN/ZEN-000011196616;COP08MRMS7943		43,055,506.71	47,853,382.94 CR
17/12/2018	17/12/2018	ETZ CorpPay-0571014519-FBN/ZEN-000011196677;COP08MRLS7927		3,079,148.47	50,932,531.41 CR
18/12/2018	18/12/2018	ETZ CorpPay-0571014519-FBN/ZEN-000011218357;COP08MSG9245		44,206,914.27	95,139,445.68 CR
19/12/2018	19/12/2018	TRF TO SAKI EAST LOCAL GOVT VAT ACCT	1,770,000.00		93,369,445.68 CR
19/12/2018	19/12/2018	TRF TO SAKI EAST LOCAL GOVT VAT ACCT	11,183,000.00		82,186,445.68 CR
19/12/2018	19/12/2018	TRF TO SAKI EAST LOCAL GOVT VAT ACCT	2,900,000.00		79,286,445.68 CR
19/12/2018	19/12/2018	TRF TO IFELOJU LOCAL COUNCIL DEVE AREA'S	24,057,000.00		55,229,445.68 CR
20/12/2018	20/12/2018	TRF TO SAKI EAST LOCAL GOVT VAT ACCT	27,518,000.00		27,711,445.68 CR
21/12/2018	21/12/2018	TRF TO SAKI EAST LOCAL GOVT STATUTORY AC	18,842,852.40		8,868,593.28 CR
21/12/2018	21/12/2018	INTERBANK CHARGES +VAT	25,042.50		8,843,550.78 CR
21/12/2018	21/12/2018	UNAPPLIED TRANSFER - 21.12.2018		13,391.61	8,856,942.59 CR
21/12/2018	21/12/2018	STAMP DUTY CHARGE	150.00		8,858,792.59 CR
22/12/2018	22/12/2018	SMS Notification Charge Dec 2018	100.00		8,858,692.59 CR



ZENITH BANK PLC

SAKI, SAKI, ALONG PASA GIWA STREET, OKE DIO, SAKI, IBADAN07085314915

Page 2 of 2

GENERAL TRAD. RULERS COUNCIL ACC SA
SAKI EAST LOCAL GOVERNMENT SECRETA

Account Number:	CA	1014519795
Currency:	NGN	
Opening Balance:		45,016,428.73
Total Debit:		135,512,430.03
Total Credit:		93,926,961.26
Closing Balance:		4,430,959.96
Period:		01/12/2018 TO 31/12/2018


DATE POSTED	VALUE DATE	DESCRIPTION	DEBIT	CREDIT	BALANCE	
27/12/2018	27/12/2018	NIP CR/SAKI EAST LOCAL GOVT STABILAZATION ACCOU/STBC	2,368,000.00		4,430,959.96 CR	
26 Debit(s)		5 Credit(s)	135,512,430.03	93,926,961.26		
26 Debit(s)		5 Credit(s)	CLRD + UNCLRD	135,512,430.03	93,926,961.26	4,430,959.96 CR

DEAR CUSTOMER, PLEASE BE INFORMED THAT ALL TRANSACTIONS ON OUR ATMS USING ZENITH BANK CARDS ARE NOW FREE. HOWEVER, A FLAT FEE OF N50 WILL BE APPLICABLE MONTHLY.

ZENITHDIRECT - 24/7 CUSTOMER CONTACT CENTER

OUR ZENITHDIRECT CONTACT CENTER GIVES YOU ROUND THE CLOCK ACCESS TO YOUR ACCOUNT(S). ENROLL TODAY THROUGH INTERNET BANKING, BY VISITING ANY OF OUR BRANCHES OR BY CALLING ZENITHDIRECT ON: 01-2787000

TO AVOID CHEQUE RELATED FRAUD IN YOUR ACCOUNT WE IMPLORE YOU TO KEEP YOUR CHEQUE BOOKS AWAY FROM UNAUTHORIZED PERSONS.




Polaris Bank Limited
Saki Branch

Opposite Saki West Local Govt.
Secretariat, Ajegunle, Saki,
Oyo State, Nigeria.

Tel: +234 8029075937

e-mail: info@polarisbanklimited.com
www.polarisbanklimited.com



RC 1525101

Saki East Local Government

Ago Amodu

Oyo State

Dear Sir,

CERTIFICATE OF BALANCE ON ACCOUNT OF THE SAKI EAST LOCAL GOVERNMENT

We refer to the letter received from Saki East Local Government in respect of the above subject.

We hereby certify the balance in accounts as at the date in the table below.

DATE	ACCOUNT NAME	ACCOUNT NUMBER	ACCOUNT BALANCE
31/12/2018	SAKI EAST LOCAL GOVERNMENT-STABILIZATION ACCOUNT	4040041224	N566,706.06
31/12/2018	SAKI EAST LOCAL GOVERNMENT-STABILIZATION ACCOUNT (FIXED DEPOSIT)	0071137057	N20,000,000.00
31/12/2018	SAKI EAST LG INDEPENDENT REVENUE ACCOUNT	1770708492	N21,498,085.31
31/12/2018	SAKI EAST LG	0070855848	



05/Dec/2018

SAKI EAST LOCAL GOVERNMENT SECRETARIAT AGO AMO

Dear M/S SAKI EAST LOCAL GOVT
STABILAZATION ACCOUNT ,

RE: NGN50,000,000.00 IN FIXED DEPOSIT - 0030213552

We write to confirm your above investment under the following terms and conditions

Account Number : 0030213552
Principal : NGN50,000,000.00
Value Date : 27/Nov/2018
Maturity Date : 25/Feb/2019
Tenor : 90 Days
Interest Rate : 9 %

Please note that your investment will be rolled over at the Banks call rate if an instruction for either termination or rollover is not received from you 24 hours before the maturity date. Premature termination attracts a penal rate charge which is calculated on the outstanding number of days to maturity. This charge will be deducted from accrued interest earned as per the table below.

% of period lapsed	% Penalty of interest
0%-25%	100%
26%-50%	75%
51%-75%	50%
76%-90%	25%
91%-100%	0%

Also note that withholding tax (WHT) of 10% will be charged on the interest accrued on your investment.

Kindly acknowledge the attached copy of this letter confirming to us your acceptance of these terms and return same to us

We thank you for your continued patronage

Yours faithfully



Stanbic IBTC Bank

A member of Standard Bank Group

Saki Branch

05 December 2018

The Chairman
Saki East Local Government,
Ago Amodu
Oyo State

Attention: Director of finance

Dear Sir

Re: Request for Bank Account Balance

Please be informed that the current balance position as at 30/11/2018 in the account is as stated below:

S/N	NAME	ACCOUNT NUMBER	AVAILABLE BALANCES
1.	Saki East Local Govt Stabilization Account	0030002862	₦ 468,177.67

Thanks for the patronage.


Yours faithfully

Authorised Signatory

Authorised Signatory

BANK RECONCILIATION DECEMBER, 2018

		N	N
BANK BALANCE			
SKYE: 4040033403		124,865.33	
ZENITH: 1015225699		91,260.50	216,125.83
<u>ADD A, B & C</u>			
A - Receipt in cash book not in Bank Statement		21,080.00	
B - Debit in Bank Statement not in Cash Book		125,000.00	
C - Bank Charges		17,531.50	
			<u>163,611.50</u>
			N379,737.33
<u>LESS APP D & E</u>			
D - Unpresented Cheque		330,000.00	
E - Credit in Bank Statement not in Cash Book		46,280.00	<u>376,280.00</u>
			N3,457.33


.....
MR. J. O. IDOWU
DIRECTOR OF FINANCE & SUPPLIES,
IFELOJU L.C.D.A.,
OGBOORO

APPENDIX A

RECEIPT IN CASH BOOK NOT IN BANK STATEMENT DECEMBER,

2018

N

21,080.00

RAHEEM WAHED

APPENDIX B

DEBIT IN BANK STATEMENT NOT IN CASHBOOK DECEMBER, 2018

N

27/11/2018	CHQ 94 PD ALHAJA GRADAMCSI MARIAM	-	125,000.00
		=	125.000.00

APPENDIX C

BANK CHARGES DECEMBER, 2018

	N	N
B/F NOVEMBER, 2018		16,525.50
<u>SKYE</u>		
28/12/2018 SMS CHARGES		32.00
<u>ZENITH</u>		
18/12/2018 VAT	840.00	
21/12/2018 SMS NOTIFICATION CHARGES NOV. 2018	84.00	
22/12/2018 STAMP DUTY CHARGES	50.00	974.00
		N17,531.50

APPENDIX D

UNPRESENTED CHEQUES DECEMBER, 2018

04/10/2018	PD 64 HON. MINISTRY OF L/GOVT.	250,000.00
07/11/2018	CHQ NO. 00000087 SEC. TO LOCAL GOVT.	<u>80,000.00</u>
		N330,000.00

APPENDIX E

CREDIT IN BANK STATEMENT NOT IN CASHBOOK DECEMBER, 2018

				N
1.	03/04/2018	CDP	Abobade S. O	5,210.00
2.	09/05/2018	CDP	Abobade S. O.	6,160.00
3.	06/06/2018	CDP	ABOBADE S. O.	5,190.00
4.	27/06/2018	CDP	Abobade S. O.	4,520.00
5.	30/08/2018	CDP	Balogun Rhoda	8,000.00
6.	30/11/2018	CDP	Balogun Rhoda	8,000.00
				N46,280.00



ZENITH BANK PLC

SAKI, SAKI ALONG PASA GWA STREET, OPE DIV, SAKI, IBADAN 07085314915

IFELOJU L.C.D.A STATUTORY ALLI CATN
IFELOJU LOCAL COUNCIL DEVT AREA
OGBOORO

Account No/ Bal	1 A	1015225666
Currency	NGN	
Opening Balance		3,542,040.50
Total Debit		60,785,878.00
Total Credit		57,605,000.00
Closing Balance		361,162.50
Period	01-11-2018	TO 31/01/2019

DATE POSTED	VALUE DATE	DESCRIPTION	DEBIT	CREDIT	BALANCE
		OPENING BALANCE			3,542,040.50
06/11/2018	06/11/2018	STATEMENT M. ACCOUNT CHARGE	63.00		3,541,977.50
06/11/2018	06/11/2018	CHQ 02 PD MR TORILO A JOHNSON A	100,000.00		3,441,977.50
07/11/2018	07/11/2018	CHQ 05 PD OLONA YEMMY	270,000.00		3,171,977.50
08/11/2018	08/11/2018	CHQ 06 PD MR RADRIE A OGIKIO	50,000.00		3,116,977.50
14/11/2018	14/11/2018	chq 08 pd mr olona yemmy	1,450,000.00		1,651,977.50
15/11/2018	15/11/2018	CHQ 09 PD OLONA YEMMY	230,000.00		1,376,977.50
21/11/2018	21/11/2018	CHQ 10 PD MR OLONA YEMMY OHABANJO	550,000.00		826,977.50
24/11/2018	24/11/2018	SMI Statement Charge Nov 2018	68.00		826,909.50
27/11/2018	27/11/2018	TRF TERM GEN TRAD PLERS COUNCIL ACCT		18,075,000.00	18,845,909.50
27/11/2018	27/11/2018	Chq 11 PD mr olona yemmy	2,025,000.00		18,813,284.50
27/11/2018	27/11/2018	CHQ 01 PD OLONA YEMMY OHABANJO	7,000,000.00		11,813,284.50
27/11/2018	27/11/2018	chq 12 pd mr olona yemmy olona yemmy	600,000.00		11,238,284.50
27/11/2018	27/11/2018	chq 05 pd mr olona yemmy	1,192,000.00		8,076,284.50
29/11/2018	29/11/2018	CHQ 04 PD MR AZEEZ NUFIJIDEEN	1,800,000.00		2,076,284.50
29/11/2018	29/11/2018	CHQ 02 PD MR SADE THOU BOU ALLO	450,000.00		1,626,284.50
20/11/2018	20/11/2018	STATEMENT CHARGE	60.00		1,626,234.50
05/12/2018	05/12/2018	CHQ 03 PD MR OLONA YEMMY OHABANJO	1,140,000.00		477,234.50
07/12/2018	07/12/2018	CHQ 04 PD OLONA YEMMY	150,000.00		327,234.50
07/12/2018	07/12/2018	CHQ 05 PD OLONA YEMMY	120,000.00		207,234.50
12/12/2018	12/12/2018	CHQ 09 PD MR OLONA YEMMY OHABANJO	60,000.00		147,234.50
13/12/2018	13/12/2018	chq 13 pd mr olona yemmy	60,000.00		57,234.50
18/12/2018	18/12/2018	ZB CHQ 01 PD MR SECRETARY TO THE STATE GOVERNMENT	80,000.00		22,765.50

Handwritten annotations on the right side of the table, including 'P x' and numerical values like '63.00', '100,000.00', '270,000.00', '50,000.00', '1,450,000.00', '230,000.00', '550,000.00', '68.00', '2,025,000.00', '7,000,000.00', '600,000.00', '1,192,000.00', '1,800,000.00', '450,000.00', '60.00', '1,140,000.00', '150,000.00', '120,000.00', '60,000.00', '60,000.00', and '80,000.00'. There are also some checkmarks and lines drawn through the entries.



SAKI, SAKI, ALONG PASA GIWA STREET, OKE DI O SAKI, IBADAN07085314915

IFELOJU L.C.D.A STATUTORY ALLOCATN
IFELOJU LOCAL COUNCIL DEVT AREA
OGBOORO

Account Number	0A	1015225699
Currency	NGN	
Opening Balance		3,542,040.50
Total Debit		60,785,878.00
Total Credit		57,605,000.00
Closing Balance		361,162.50
Period	01/11/2018	TO 31/01/2019

DATE POSTED	VALUE DATE	DESCRIPTION	DEBIT	CREDIT	BALANCE
16/01/2019	16/01/2019	CHQ 10110000000000000000	1,257,900.00		3,783,260.50
17/01/2019	17/01/2019	CHQ 10110000000000000000	1,250,000.00		2,033,260.50
17/01/2019	17/01/2019	CHQ 10110000000000000000	P 400,000.00		1,533,260.50
17/01/2019	17/01/2019	CHQ 10110000000000000000	472,000.00		1,061,260.50
17/01/2019	17/01/2019	CHQ 10110000000000000000	P 250,000.00		811,260.50
18/01/2019	18/01/2019	ZB CHQ 10110000000000000000	300,000.00		511,260.50
18/01/2019	18/01/2019	STAMP DUTY CHARGE	P 50.00		511,210.50
23/01/2019	23/01/2019	CHQ 10110000000000000000	150,000.00		361,210.50
26/01/2019	26/01/2019	SLIP 10110000000000000000	P 48.00		361,162.50
38 Debit(s)	4 Credit(s)		60,785,878.00	57,605,000.00	
38 Debit(s)	4 Credit(s)	CLRD + UNCLRD	60,785,878.00	57,605,000.00	361,162.50

DEAR CUSTOMER, PLEASE BE INFORMED THAT ALL TRANSACTIONS ON OUR ATMS USING ZENITH BANK CARDS ARE NOW FREE. HOWEVER, A FLAT FEE OF N50 WILL BE APPLICABLE MONTHLY.

ZENITHDIRECT - 24/7 CUSTOMER CONTACT CENTER

OUR ZENITHDIRECT CONTACT CENTER GIVES YOU ROUND THE CLOCK ACCESS TO YOUR ACCOUNTS. CHIP IN TODAY THROUGH INTERNET BANKING BY VISITING ANY OF OUR BRANCHES OR BY CALLING ZENITHDIRECT ON 01 2787000

TO AVOID CHEQUE RELATED FRAUD IN YOUR ACCOUNT WE EMPLOYE YOU TO KEEP YOUR CHEQUE BOOKS AWAY FROM UNAUTHORIZED PERSONS.

Polaris Bank Limited
SAKI
AJEGUNLE STREET
OPPOSITE SAKI WEST L.G SECRETARIAT, SAKI
OYO, OYO



IFELOJU LOCAL COUNCIL DEVELOPMENT AREA OGBOORO
IFELOJU LOCAL COUNCIL DEVELOPMENT A
OGBOORO.

01-SEP-2018 To 31-
JAN-2019
4040033403
PUBLIC SECTOR -
LOCAL
GOVERNMENT -
NGN
SORT CODE:-
076191930

Report By:-Deborah
Opeyemi Oyegbile
Staff No: 11038
Branch:-Saki

EntryDate	Details	ValueDate	Debit	Credit	Balance
01-SEP-2018	Balance B.F.				178,195.00
04-SEP-2018	1010681/cdp by ojedokun peter	04-SEP-2018	0	10,730.00	188,925.00
07-SEP-2018	Statement request from 01-jun-2018 to 31-aug-2018 1pages	07-SEP-2018	20.00	0	188,905.00
07-SEP-2018	Statement request from 01-jun-2018 to 31-aug-2018 1pages VAT ON CHARGE	07-SEP-2018	1.00	0	188,904.00
21-SEP-2018	SMS SERVICE CHARGE	20-SEP-2018	16.00	0	188,888.00
21-SEP-2018	0011011/cdp by raheem wahed a	21-SEP-2018	0	5,000.00	193,888.00
21-SEP-2018	0343823/cdp by raheem wahed	21-SEP-2018	0	1,400.00	195,288.00
26-OCT-2018	SMS CHARGE 20SI P18-24OCT18	25-OCT-2018	8.00	0	195,280.00
30-OCT-2018	13121426/CDP BY 3RD PARTRY OJEDOKUN PETER	30-OCT-2018	0	15,000.00	210,280.00

2018	PETER	2018	0	13,220.00	84,091.33
22-NOV-2018	17037646/edp by 3rd party raheem waheed adewale	22-NOV-2018	0	13,200.00	97,291.33
23-NOV-2018	SMS CHARGE 25OCT18-21NOV18	22-NOV-2018	44.00	0	97,247.33
30-NOV-2018	15539610/CDP BY OJEDOKUN PETER	30 NOV 2018	0	7,250.00	104,497.33
30-NOV-2018	15539915/ edp by balogun rodah	30-NOV-2018	0	8,000.00	112,497.33
21-DEC-2018	15089431 CDP BY 3RD PARTY RAHEEM WAHEED A	21-DEC-2018	0	12,400.00	124,897.33
28-DEC-2018	SMS CHARGE 22NOV18-26DEC18	27-DEC-2018	32.00	0	124,865.33
04-JAN-2019	5874345/CDP BY 3RD PARTY FAGBAMILA ET	04-JAN-2019	0	312,000.00	436,865.33
10-JAN-2019	5872755/ edp by 3rd party ojedokun peter	10-JAN-2019	0	19,100.00	455,965.33
17-JAN-2019	17038236/CDP BY 3RD PARTY BALOGUN RHODA. O	17-JAN-2019	0	8,000.00	463,965.33
24-JAN-2019	CHQ 00000101 PD II O FNCR AZEEZ NURUDEEN ADEKANMI	24-JAN-2019	100,000.00	0	363,965.33
25-JAN-2019	SMS CHARGE 27DEC18-24JAN19	25-JAN-2019	32.00	0	363,933.33
28-JAN-2019	15089418/edp by 3rd party raheem waheed A	28-JAN-2019	0	5,000.00	368,933.33
30-JAN-2019	5759154 edp by 3rd party ojedokun peter	30-JAN-2019	0	15,000.00	383,933.33
	Totals.....		990,153.00	1,195,891.33	
		Total	0.00		

***** End of Report *****

Report By:-Deborah Opeyemi Oyegbile

Staff No:-11038

Branch: Saki